



Take Outdoors

Take Outdoors
**ADDICTED TO
WATERSPORT**

2019





Zegul

Take Marine

ARTISTIC

ROBSON

égalis

MADE IN FRANCE

We'd like to
welcome you all
with **2019** issue
BY
Take Outdoors

WWW.TAHEOUTDOORS.COM



INNOVATION THAT EMPOWERS YOU

Zegul product range is targeted for more advanced and dedicated paddlers. Zegul also features different styles of kayaks like fast racing boats, play boats and of course the famous Greenland series. Quality is reflected in every single detail. Carefully designed and tested hulls offer excellent performance. Sleek lines and crocodile pattern on kayak decks give a really distinctive look to all Zegul models. These high-end kayaks are built with only the most innovative and high-tech materials.

Zegul

NEW FOR 2019

ZEGUL EASY



Take Outdoors has launched the new Zegul Easy for season 2019! As the name suggests, Zegul Easy is extremely easy to handle, as it is well maneuverable and stable due to its length and width. This makes the kayak suitable for wide range of activities from day touring to fishing. Zegul Easy is compact and efficient, suitable for all sorts of paddlers. FIND OUT MORE ON PAGE 21.



ZEGUL B-SERIES



Take Outdoors has launched the new Zegul B-series for season 2019! B-series sea kayaks are the perfect touring kayaks available in 3 different sizes so that every paddler can fit themselves comfortably regardless of their size. All the B-series kayaks have the best ratio between speed and stability. B-series kayaks are perfect for touring and weekend trips as they are very stable and have enough storage room. FIND OUT MORE ON PAGES 22-24.



EXTRA COMFORT SEAT FOR ZEGUL RANGE



For season 2019 all Zegul kayaks have now an option for a new more comfortable seating option as well with backrest that can be adjusted inside of the cockpit. The new seat offers extra comfort with padded backrest, seat and sides. The backrest is made out of carbon and additionally is foldable for more comfortable transport.



ZEGUL

TAHE MARINE
ARTISTIC
ROBSON
EGALIS

CONSTRUCTION ZEGUL HDPE

HIGH DENSITY POLYETHYLENE
POLYETHYLENE FOAM
MEDIUM DENSITY POLYETHYLENE



CONSTRUCTION ZEGUL A=CORE

This very versatile construction is built using vacuum technology, which ensures the best weight/strength ratio.

This material lay-up increases durability and stiffness of the kayak, absorbing even less energy during paddling and withstanding the most challenging environments.

All ZEGUL A-CORE built kayaks are equipped with sandwich reinforced keel area - ensuring scratch and impact strength. Hull and deck are joined using internally both fiberglass and aramide taping, externally a very robust aramide taping. All decks are built in sandwich construction (available for all Zegul kayak models).

MULTIAXIAL FABRIC
WOVEN FIBERGLASS FABRIC
HD LRA CORE
MULTIAXIAL FABRIC
FIBERGLASS STRAND MAT
ISO-NPG LSE MARINE GELCOAT



CONSTRUCTION FULL CARBON

WOVEN CARBON/ARAMIDE FABRIC
MULTIAXIAL STITCHED GLASS FABRIC
HD LRA CORE
MULTIAXIAL STITCHED CARBON FABRIC
WOVEN TWILL CARBON FABRIC



DECK IS MADE USING CLEAR CARBON FIBER CONSTRUCTION

CONSTRUCTION

ZEGUL ROCK SOLID

We at Zegul took the well known, Arrow kayaks developed Rock Solid construction and improved it even further. It certainly wasn't an easy task. Mr. Ilcus from Arrow kayaks was a part of the R&D team and carefully inspected all the layers at our facilities. After discussion and testing we decided to add another layer of glass/kevlar, making the laminate

even stronger and stiffer. The positioning of the pure kevlar keel strip was modified to give even better results. We also made improvements on the outer finish of the keel strip for a smoother and more even result. After thorough tests we are convinced that it is a success!

- GLASS/KEVLAR FABRIC
- ISO-NPG LSE MARINE GEL COAT
- GLASS/KEVLAR FABRIC
- MULTIAXIAL FABRIC
- KEVLAR FABRIC
- GLASS/KEVLAR FABRIC
- GLASS/KEVLAR FABRIC
- MULTIAXIAL FABRIC
- GLASS/KEVLAR FABRIC



CONSTRUCTION

ZEGUL 3D C-CORE

Kayaks built with this method are finished with a clear carbon hull, which takes years of experience to be done correctly. We have added a new 3 dimensional carbon fabric into this construction, giving even tougher and stiffer kayaks.











This production method combines vacuum infusion technology with high performance properties of special marine grade epoxy resin and several types of carbon fiber, carbon/aramide and glass multiaxial fabrics to create probably the highest quality carbon core built kayaks in the industry. These kayaks are even more versatile than the regular carbon/aramide and carbon built kayaks on the market.

The ZEGUL 3D C-CORE kayaks are built using full HD LRA core lay-up in the kayak hulls.

- WOVEN CARBON/ARAMIDE FABRIC
- MULTIAXIAL STITCHED GLASS FABRIC
- HD LRA CORE
- MULTIAXIAL STITCHED CARBON FABRIC
- WOVEN TWILL CARBON FABRIC
- 3D CARBON FABRIC



	LENGTH	WIDTH	CAPACITY		WEIGHT			
RACING				HDPE	A-CORE	ROCK SOLID	3D C-CORE	FULL CARBON
ZEGUL TEMPO LC	520 cm (17'1")	52 cm (20 ½")	140 kg (309 lbs)	-	19-21 kg (42-46 lbs)	19-21 kg (42-46 lbs)	15-17 kg (33-37 lbs)	13-15 kg (28-33 lbs)
ZEGUL VELOCITY	562 cm (18'5")	54 cm (21 ¼")	140 kg (309 lbs)	-	26-28 kg (57-62 lbs)	26-28 kg (57-62 lbs)	21-23 kg (46-51 lbs)	19-21 kg (42-46 lbs)
ZEGUL SEAROCKET	550 cm (18")	54 cm (21 ¼")	140 kg (309 lbs)	-	26-28 kg (57-62 lbs)	26-28 kg (57-62 lbs)	20-22 kg (44-49 lbs)	18-20 kg (39-44 lbs)
SPECIALITY				HDPE	A-CORE	ROCK SOLID	3D C-CORE	FULL CARBON
ZEGUL GREENLAND	540 cm (17'7")	51 cm (20")	100 kg (220 lbs)	-	19,5-21,5 kg (43-47 lbs)	19,5-21,5 kg (43-47 lbs)	16,5-18,5 kg (36-41 lbs)	14,5-16,5 kg (32-37 lbs)
ZEGUL GREENLAND T	540 cm (17'7")	54 cm (21 ¼")	135 kg (298 lbs)	-	22-24 kg (49-53 lbs)	22-24 kg (49-53 lbs)	18-20 kg (40-44 lbs)	16-18 kg (35-40 lbs)
ZEGUL GREENLAND GT	545 cm (17'10")	54 cm (21")	135 kg (298 lbs)	-	23-25 kg (50-55 lbs)	23-25 kg (50-55 lbs)	18-20 kg (40-44 lbs)	16-18 kg (35-40 lbs)
PLAY BOATING				HDPE	A-CORE	ROCK SOLID	3D C-CORE	FULL CARBON
ZEGUL ARROW PLAY MV	517 cm (17")	53,5 cm (21")	150 kg (331 lbs)	-	23-25 kg (51-55 lbs)	23-25 kg (51-55 lbs)	19-21 kg (42-46 lbs)	16-18 kg (35-40 lbs)
ZEGUL ARROW PLAY MV PE	517 cm (17")	53,5 cm (21")	150 kg (331 lbs)	29-31 kg (63-69 lbs)	-	-	-	-
ZEGUL ARROW PLAY LV	509 cm (16'8")	53,5 cm (21")	145 kg (320 lbs)	-	23-25 kg (51-55 lbs)	23-25 kg (51-55 lbs)	19-21 kg (42-46 lbs)	16-18 kg (35-40 lbs)
ZEGUL ARROW PLAY LV PE	517 cm (17")	53,5 cm (21")	150 kg (331 lbs)	27-29 kg (59-63 lbs)	-	-	-	-
ZEGUL ARROW PLAY HV	514 cm (16")	54 cm (21 ¼")	156 kg (344 lbs)	-	25-27 kg (55-60 lbs)	25-27 kg (55-60 lbs)	20-22 kg (44-49 lbs)	18-20 kg (39-44 lbs)
TOURING/EXPEDITION				HDPE	A-CORE	ROCK SOLID	3D C-CORE	FULL CARBON
ZEGUL EASY	395 cm (12'9")	67 cm (26 ¼")	150 kg (330 lbs)	-	22-23 kg (48-51 lbs)	-	18-19 kg (39-42 lbs)	16-17 kg (35-38 lbs)
ZEGUL B-500	500 cm (16'4")	59 cm (23 ¼")	145 kg (319 lbs)	-	23-25 kg (50-55 lbs)	-	19-21 kg (41-46 lbs)	-
ZEGUL B-513	513 cm (16'8")	60 cm (23 ½")	160 kg (352 lbs)	-	24-26 kg (53-57 lbs)	-	20-22 kg (44-49 lbs)	-
ZEGUL B-541	541 cm (17'7")	62 cm (24 ½")	170 kg (374 lbs)	-	25-27 kg (55-60 lbs)	-	21-23 kg (46-51 lbs)	-
ZEGUL DUFA	504 cm (16'6")	55,6 cm (22")	150 kg (331 lbs)	-	23-25 kg (51-55 lbs)	23-25 kg (51-55 lbs)	19-21 kg (42-46 lbs)	16-18 kg (35-40 lbs)
ZEGUL BARA	525,6 cm (17'2")	55,6 cm (22")	156 kg (344 lbs)	-	25-27 kg (55-60 lbs)	25-27 kg (55-60 lbs)	20-22 kg (44-49 lbs)	18-20 kg (39-44 lbs)
ZEGUL BARA PE	525,6 cm (17'2")	55,6 cm (22")	156 kg (344 lbs)	27-29 kg (59-63 lbs)	-	-	-	-
ZEGUL ARROW EMPOWER	556 cm (18'3")	53 cm (21")	178 kg (393 lbs)	-	26-28 kg (57-62 lbs)	26-28 kg (57-62 lbs)	20-22 kg (44-49 lbs)	18-20 kg (39-44 lbs)
ZEGUL ARROW NUKA GT	505 cm (16'7")	52 cm (20 ½")	145 kg (320 lbs)	-	21-23 kg (46-51 lbs)	21-23 kg (46-51 lbs)	19-21 kg (42-46 lbs)	16-18 kg (35-40 lbs)
ZEGUL ARROW NUKA MV PE	505 cm (16'7")	52 cm (20 ½")	145 kg (320 lbs)	26-28 kg (57-61 lbs)	-	-	-	-
ZEGUL ARROW NUKA LV PE	505 cm (16'7")	52 cm (20 ½")	145 kg (320 lbs)	26-28 kg (57-61 lbs)	-	-	-	-
TANDEM				HDPE	A-CORE	ROCK SOLID	3D C-CORE	FULL CARBON
ZEGUL TORPEDO	675 cm (22'1")	58,5 cm (23")	210 kg (463 lbs)	-	34-36 kg (75-79 lbs)	34-36 kg (75-79 lbs)	30-35 kg (66-75 lbs)	30-34 kg (66-75 lbs)

COCKPIT	STORAGE			RETRACTABLE SKEG	RUDDER	RETRACTABLE SKEG + RUDDER	
	FRONT	REAR	OTHER				
95 x 40 cm (37 1/4" x 15 1/2")	-	oval hatch: 44 x 26 cm (17" x 10 1/4")	-	x			
82 x 42 cm (32 1/4" x 16 1/2")	round hatch: 24 cm (10")	oval hatch: 44 x 26 cm (17" x 10 1/4")	mini-box: 15 cm (6") day-hatch: 15 cm (6")	x	x		
82 x 42 cm (32 1/4" x 16 1/2")	round hatch: 24 cm (10")	oval hatch: 44 x 26 cm (17" x 10 1/4")	mini-box: 15 cm (6") day-hatch: 15 cm (6")	x	x		
60 x 40 cm (23 3/4" x 15 3/4")	round hatch: 24 cm (10")	round hatch: 24 cm (10")	-	x			
82 x 42 cm (32 1/4" x 16 1/2")	round hatch: 24 cm (10")	oval hatch: 44 x 26 cm (17" x 10 1/4")	day-hatch: 15 cm (6")	x			
82 x 45 cm (32 1/4" x 17 3/4")	round hatch: 24 cm (10")	oval hatch: 44 x 26 cm (17" x 10 1/4")	day hatch: 15 cm (6")	x			
81 x 41,5 cm (31 1/2" x 16 1/4")	round hatch: 24 cm (10")	oval hatch: 44 x 26 cm (17" x 10 1/4")	day-hatch: 20 cm (8") mini-box: 15 cm (6")	x	x		
81 x 41,5 cm (31 1/2" x 16 1/4")	round hatch: 24 cm (10")	oval hatch: 44 x 26 cm (17" x 10 1/4")	day-hatch: 20 cm (8") mini-box: 15 cm (6")	x	x		
81 x 41,5 cm (31 1/2" x 16 1/4")	round hatch: 24 cm (10")	oval hatch: 44 x 26 cm (17" x 10 1/4")	day-hatch: 20 cm (8") mini-box: 15 cm (6")	x	x		
81 x 41,5 cm (31 1/2" x 16 1/4")	round hatch: 24 cm (10")	oval hatch: 44 x 26 cm (17" x 10 1/4")	day-hatch: 20 cm (8") mini-box: 15 cm (6")	x	x		
82,5 x 42 cm (32 1/2" x 16 1/2")	round hatch: 24 cm (10")	oval hatch: 44 x 26 cm (17" x 10 1/4")	day-hatch: 20 cm (8") mini-box: 15 cm (6")	x	x		
99 x 48 cm (40" x 19")	-	round hatch: 24 cm (10")	-	x			
78 x 41 cm (30 3/4" x 16")	round hatch: 24 cm (10")	oval hatch: 44 x 26 cm (17" x 10 1/4")	mini-box: 15 cm (6")	x	x		
83,5 x 42,5 cm (32 3/4" x 16 3/4")	round hatch: 24 cm (10")	oval hatch: 44 x 26 cm (17" x 10 1/4")	mini-box: 15 cm (6")	x	x		
87 x 46 cm (34 1/4" x 18")	round hatch: 24 cm (10")	oval hatch: 44 x 26 cm (17" x 10 1/4")	mini-box: 15 cm (6")	x	x		
80,9 x 42,6 cm (32" x 17")	round hatch: 24 cm (10")	oval hatch: 44 x 26 cm (17" x 10 1/4")	mini-box: 15 cm (6") day-hatch: 15 cm (6")	x	x		
84,4 x 44,4 cm (33 1/4" x 17 1/2")	round hatch: 24 cm (10")	oval hatch: 44 x 26 cm (17" x 10 1/4")	mini-box: 20 cm (8") day-hatch: 15 cm (6")	x	x		
84,4 x 44,4 cm (33 1/4" x 17 1/2")	round hatch: 24 cm (10")	oval hatch: 44 x 26 cm (17" x 10 1/4")	mini-box: 20 cm (8") day-hatch: 15 cm (6")	x	x		
82,5 x 40 cm (32 1/2" x 15 3/4")	oval hatch: 44 x 26 cm (17" x 10 1/4")	oval hatch: 44 x 26 cm (17" x 10 1/4")	day-hatch: 20 cm (8") mini-box: 15 cm (6")	x	x		
80 x 41 cm (34 1/2" x 16")	round hatch: 24 cm (10")	oval hatch: 44 x 26 cm (17" x 10 1/4")	day-hatch: 20 cm (8") mini-box: 15 cm (6")	x	x		
80 x 41 cm (34 1/2" x 16")	round hatch: 24 cm (10")	oval hatch: 44 x 26 cm (17" x 10 1/4")	day-hatch: 20 cm (8") mini-box: 15 cm (6")	x	x		
80 x 41 cm (34 1/2" x 16")	round hatch: 24 cm (10")	oval hatch: 44 x 26 cm (17" x 10 1/4")	day-hatch: 20 cm (8") mini-box: 15 cm (6")	x	x		
82,5 x 42 cm (32 1/2" x 16 1/2")	round hatch: 24 cm (10")	oval hatch: 44 x 26 cm (17" x 10 1/4")	2 x mini-box: 15 cm (6")	x			

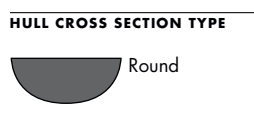
RACING

ZEGUL TEMPO LC

Zegul Tempo LC is a sporty and fast racing kayak ideal for training or to compete in marathons.

Tempo has sleek lines and light weight construction. It has exceptional speed and balance that makes it a great performer and a pleasure to paddle. Tempo LC has a round shaped hull and deck cutaways for closer, more efficient strokes. The kayak is direction stable and easy to maneuver. Tempo LC has roomier cockpit for more comfort and one oval rear hatch that can fit all your gear for shorter day trips.

DESIGNER	Zegul team
STANDARD CONSTRUCTION	Zegul A-CORE
OPTIONAL CONSTRUCTION	Zegul 3D C-CORE ROCK SOLID FULL CARBON
STANDARD FEATURES	Light weight click-on hatches, thigh pads, aramide seam, rudder, adjustable thigh braces (optional for 0€)
OPTIONAL FEATURES	Aramide reinforced keel strip, compass, extra comfort seat, gold-line color option.
LENGHT / WIDTH	520 cm (17'1") / 52 cm (20 1/2")
CAPACITY APPROX	140 kg (309 lbs)
COCKPIT	95 x 40 cm (37 1/2" x 15 3/4")
SPRAYSIRT SIZE	2XL: 101 x 54.5 cm (39 3/4" x 21 1/2")
WEIGHT	A-CORE: 19-21 kg (42-46 lbs) 3D C-CORE: 15-17 kg (33-37 lbs) ROCK SOLID: 19-21 kg (42-46 lbs) FULL CARBON: 13-15 kg (28-33 lbs)
STORAGE	Rear: oval hatch 44 x 26 cm (17" x 10 1/4")
RUDDER	



COLORS

RAL9003	TAHE GREEN	RAL1015	TAHE YELLOW	RAL3000
RAL3003	RAL5015	RAL7043	RAL9005	RAL2011



TEMPO LC

TAHE MARINE
ARTISTIC
ROBSON
EGALIS

RACING ZEGUL VELOCITY

Zegul Velocity is designed to be sporty and fast with slightly increased stability. It has good sea manners, a generous carrying capacity and the ability to really go fast.

With sleek and efficient shape the Velocity is focused on paddlers that want to cover miles in rough water with the option to carry gear for a long haul or just workout with the empty boat and yet still maneuver effectively.

DESIGNER	Zegul team
STANDARD CONSTRUCTION	Zegul A-CORE
OPTIONAL CONSTRUCTION	Zegul 3D C-CORE ROCK SOLID FULL CARBON
STANDARD FEATURES	Light weight click-on hatches, thigh pads, aramide seam, rubber deck beads, rudder, retractable skeg, adjustable thigh braces (optional for 0€)
OPTIONAL FEATURES	Aramide reinforced keel strip, extra comfort seat, compass.
LENGTH / WIDTH	562 cm (18'5") / 54 cm (21¼")
CAPACITY APPROX	140 kg (309 lbs)
COCKPIT	82 x 42 cm (32¼" x 16 ½")
SPRAYSKIRT SIZE	M: 81,5 x 51 cm (32" x 20")
WEIGHT	A-CORE: 26-28 kg (57-62 lbs) 3D C-CORE: 21-23 kg (46-51 lbs) ROCK SOLID: 26-28 kg (57-62 lbs) FULL CARBON: 19-21 kg (42-46 lbs)
STORAGE	Front: round hatch 24 cm (10") Mini-box: round hatch 15 cm (6") Day-hatch: round hatch 15 cm (6") Rear: oval hatch 44 x 26 cm (17" x 10 ¼")

RETRACTABLE SKEG + RUDDER / RUDDER

HULL CROSS SECTION TYPE



COLORS



VELOCITY

TAHE MARINE
ARTISTIC
ROBSON
EGALIS

RACING

ZEGUL SEAROCKET

Zegul Searocket is a revolutionary kayak with perfect blend of stability and speed designed for broad range of kayakers.

Searocket offers the opportunity to catch waves faster and stand out from crowd with confidence. The Zegul Searocket has an exceptional hull design, which makes the boat suitable even for beginners. Our Searocket can be considered as the peak of the sea kayaking.



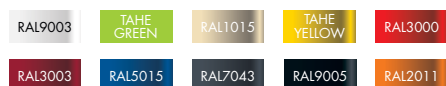
DESIGNER	Zegul team / Hans Friedel
STANDARD CONSTRUCTION	Zegul A-CORE
OPTIONAL CONSTRUCTION	Zegul 3D C-CORE ROCK SOLID FULL CARBON
STANDARD FEATURES	Light weight click-on hatches, thigh pads, aramide seam, rubber deck beads, rudder, retractable skeg, adjustable thigh braces (optional for 0€)
OPTIONAL FEATURES	Aramide reinforced keel strip, extra comfort seat, compass.
LENGHT / WIDTH	550 cm (18') / 54 cm (21 ¼")
CAPACITY APPROX	140 kg (309 lbs)
COCKPIT	82 x 42 cm (32 ¼" x 16 ½")
SPRAYSKIRT SIZE	L: 87,5 x 51,5 cm (34 ½" x 20 ½")
WEIGHT	A-CORE: 26-28 kg (57-62 lbs) 3D C-CORE: 20-22 kg (44-49 lbs) ROCK SOLID: 26-28 kg (57-62 lbs) FULL CARBON: 18-20 kg (39-44 lbs)
STORAGE	Front: round hatch 24 cm (10") Mini-box: round hatch 15 cm (6") Rear: oval hatch 44 x 26 cm (17" x 10 ¼") Day-hatch: round hatch 15 cm (6")

RETRACTABLE SKEG + RUDDER / RUDDER

HULL CROSS SECTION TYPE



COLORS



TAHE MARINE
ARTISTIC
ROBSON
EGALIS

SPECIALTY

ZEGUL GREENLAND

Zegul Greenland is a classic kayak inspired by genuine skin on frame Greenland hunting kayaks.

With the classic lines and low volume traditional design, the Greenland is extremely responsive to paddler's input. Zegul Greenland style kayak has particularly low volume and a tight fit to Your body, which gives You a full control and brings You closer to the water than ever. The kayak has a hard chine all the way along the V-bottomed hull and a high rocker to ease maneuvers. Greenland has a low back deck for easy laid back rolls & rather low volume front deck to help you on the forward rolls.

The Zegul Greenland is designed for paddlers who want a traditional style kayak and make eskimo rolls look easy.

DESIGNER	Hans Friedel
STANDARD CONSTRUCTION	Zegul A-CORE
OPTIONAL CONSTRUCTION	Zegul 3D C-CORE ROCK SOLID FULL CARBON
STANDARD FEATURES	Light weight click-on hatches, thigh pads, aramide seam, rubber deck beads, retractable skeg, adjustable thigh braces (optional for 0€)
OPTIONAL FEATURES	Compass, aramide reinforced keelstrip, extra comfort seat.
LENGHT / WIDTH	540 cm (17'7") / 51 cm (20")
CAPACITY APPROX	100 kg (220 lbs)
COCKPIT	60 x 40 cm (23 3/4" x 15 3/4")
SPRAYSKIRT SIZE	XS: 58,5 x 46 cm (23" x 18")
WEIGHT	A-CORE: 19,5–21,5 kg (43–47 lbs) 3D C-CORE: 16,5–18,5 kg (36–41 lbs) ROCK SOLID: 19,5–21,5 kg (43–47 lbs) FULL CARBON: 14,5–16,5 kg (32–37 lbs)
STORAGE	Front: round hatch 24 cm (10") Rear: round hatch 24 cm (10")
RETRACTABLE SKEG	
HULL CROSS SECTION TYPE	



COLORS



GREENLAND

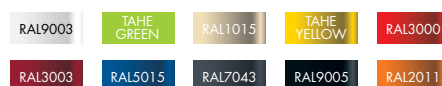
SPECIALTY

ZEGUL GREENLAND T

Zegul Greenland T is a classic Greenland style kayak with a slightly roomier design suitable for longer daytrips, without sacrificing the true characteristics of the famous Greenland kayaks.

The Greenland T is specially developed for paddlers wanting a classic Greenland style kayak, but with more storage room & a slightly roomier cockpit for longer outings. Greenland T is a low volume kayak that is extremely responsive. The kayak has a hard chine all the way along the V-bottomed hull and a high rocker to ease maneuvers. Rather low volume front deck helps you on the forward rolls and the low back deck for easy laid back rolls.

DESIGNER	Zegul team
STANDARD CONSTRUCTION	Zegul A-CORE
OPTIONAL CONSTRUCTION	Zegul 3D C-CORE ROCK SOLID FULL CARBON
STANDARD FEATURES	Light weight click-on hatches, thigh pads, aramide seam, rubber deck beads, retractable skeg, adjustable thigh braces (optional for 0€)
OPTIONAL FEATURES	Aramide reinforced keel strip, extra comfort seat, compass.
LENGTH / WIDTH	540 cm (17'7") / 54 cm (21 1/4")
CAPACITY APPROX	135 kg (298 lbs)
COCKPIT	82 x 42 cm (32 1/4" x 16 1/2")
SPRAYSIRT SIZE	L: 87,5 x 51,5 cm (34 1/2" x 20 1/2")
WEIGHT	A-CORE: 22-24 kg (49-53 lbs) 3D-CORE 18-20 kg (40-44 lbs) ROCK SOLID: 22-24 kg (49-53 lbs) FULL CARBON: 16-18 kg (35-40 lbs)
STORAGE	Front: round hatch 24 cm (10") Rear: oval hatch 44 x 26 cm (17' x 10 1/4") Day hatch: 15 cm (6")

RETRACTABLE SKEG**HULL CROSS SECTION TYPE****COLORS**


TAHE MARINE
ARTISTIC
ROBSON
EGALIS

SPECIALTY

ZEGUL GREENLAND GT

Zegul Greenland GT has the same characteristics as the classic Greenland kayak, but with slightly roomier design and more stability.

The Greenland GT has a smart design and is meant for paddlers wanting a classic Greenland style kayak, but need more comfort, storage space and stability for longer outings. The Greenland GT has slightly wider hull adding more stability and a roomier keyhole cockpit enables easier entrance and exit. GT has a day-hatch and enlarged rear hatch, increasing its storage capacity. GT as the original Zegul Greenland has a low volume and is extremely responsive. The kayak has a hard chine all the way along the V-bottomed hull and a high rocker to ease maneuvers. Rather low volume front deck helps you on the forward rolls and the low back deck for easy laid back rolls.

DESIGNER	Hans Friedel										
STANDARD CONSTRUCTION	Zegul A-CORE										
OPTIONAL CONSTRUCTION	Zegul 3D C-CORE ROCK SOLID FULL CARBON										
STANDARD FEATURES	Light weight click-on hatches, thigh pads, aramide seam, rubber deck beads, adjustable thigh braces (optional for 0€)										
OPTIONAL FEATURES	Aramide reinforced keel strip, extra comfort seat, compass.										
LENGTH / WIDTH	545 cm (17'10") / 54 cm (21")										
CAPACITY APPROX	135 kg (298 lbs)										
COCKPIT	82 x 45 cm (32 1/4" x 17 3/4")										
SPRAYSIRT SIZE	M: 81,5 x 51 cm (32" x 20")										
WEIGHT	A-CORE: 23-25 kg (50-55 lbs) 3D C-CORE: 18-20 kg (40-44 lbs) ROCK SOLID: 23-25 kg (50-55 lbs) FULL CARBON: 16-18 kg (35-40 lbs)										
STORAGE	Front: round hatch 24 cm (10") Rear: oval hatch 44 x 26 cm (17" x 10 1/4") Day hatch: 15 cm (6")										
RETRACTABLE SKEG											
HULL CROSS SECTION TYPE	 Hard chine										
COLORS	<table border="1"> <tr> <td>RAL9003</td> <td>TAHE GREEN</td> <td>RAL1015</td> <td>TAHE YELLOW</td> <td>RAL3000</td> </tr> <tr> <td>RAL3003</td> <td>RAL5015</td> <td>RAL7043</td> <td>RAL9005</td> <td>RAL2011</td> </tr> </table>	RAL9003	TAHE GREEN	RAL1015	TAHE YELLOW	RAL3000	RAL3003	RAL5015	RAL7043	RAL9005	RAL2011
RAL9003	TAHE GREEN	RAL1015	TAHE YELLOW	RAL3000							
RAL3003	RAL5015	RAL7043	RAL9005	RAL2011							



GREENLAND GT

TAHE MARINE
ARTISTIC
ROBSON
EGALIS

PLAY BOATING


ZEGUL ARROW PLAY MV

Arrow Play MV is a performance sea kayak, developed specially for maneuvering and Playing in the sea. It is also an excellent kayak for day trips and longer overnight getaways. The hull has significant rocker and volume in the bow to avoid diving when riding down the wave. The mid-section has a slightly rounded profile making it very smooth form edge to edge. This combined with the hard chines make the Play a joy to paddle whether you enjoy the rough stuff or just want a sea kayak that responds instantly to your moves.


We have spent hundreds of hours with development, research and testing the Play MV model. Now the Play has proven to be very popular sea kayak over Scandinavia. We have redesigned the deck and bow making the deck look smoother with softer lines; especially the front deck has a lower appearance and will catch less wind. The deck line outfitting has been made more practical and the overhang in the bow has been lowered and extended. The key selling point for the Play MV is versatility – it fits wide range of paddlers in almost all skill levels. It is stable without sacrificing maneuverability and speed. Storage capacity, then gave it a keyhole cockpit for easier entrance and exit.

DESIGNER	Zegul team
STANDARD CONSTRUCTION	Zegul A-CORE
OPTIONAL CONSTRUCTION	Zegul 3D C-CORE ROCK SOLID FULL CARBON
STANDARD FEATURES	Light weight click-on hatches, thigh pads, aramide seam, rubber deck beads, retractable skeg, adjustable thigh braces (optional for 0€)
OPTIONAL FEATURES	Aramide reinforced keel strip, compass, extra comfort seat, rudder.
LENGTH / WIDTH	517 cm (17") / 53,5 cm (21")
CAPACITY APPROX	150 kg (331 lbs)
COCKPIT	81 x 41,5 cm (31 ½" x 16 ¼")
SPRAYSIRT SIZE	L: 87,5 x 51,5 cm (34 ½" x 20 ½")
WEIGHT	A-CORE: 23-25 kg (51-55 lbs) 3D C-CORE: 19-21 kg (42-46 lbs) ROCK SOLID: 23-25 kg (51-55 lbs) FULL CARBON: 16-18 kg (35-40 lbs)
STORAGE	Front: round hatch 24 cm (10") Mini-box: round hatch 15 cm (6") Day-hatch: round hatch 20 cm (8") Rear: oval hatch 44 x 26 cm (17" x 10 ¼")

RETRACTABLE SKEG / RETRACTABLE SKEG + RUDDER

HULL CROSS SECTION TYPE
 Shallow arch

COLORS

 RAL9003	 TAHE GREEN	 RAL1015	 TAHE YELLOW	 RAL3000
 RAL3003	 RAL5015	 RAL7043	 RAL9005	 RAL2011



TAHE MARINE
ARTISTIC
ROBSON
EGALIS

PLAY BOATING

ZEGUL ARROW PLAY MV PE

Arrow Play MV PE is a renewed PE kayak with slightly raised deck for more comfort and room in the cockpit. Play MV PE is a performance sea kayak with excellent maneuvering and playing capabilities.

The hull has significant rocker and high volume in the bow to avoid diving when riding down the wave. The midsection has a slightly rounded profile making it very smooth from edge to edge. This combined with the hard chines make the Play MV PE a joy to paddle whether you enjoy the rough stuff or just want a sea kayak that responds instantly to your moves.

The deck line outfitting is practical and the overhang in the bow has been lowered and extended. The beauty of this kayak is the versatility – it fits wide range of paddlers in almost all skill levels. It is stable without sacrificing maneuverability and it has good amount of speed.

DESIGNER	Zegul team
STANDARD CONSTRUCTION	HDPE (3 layer)
STANDARD FEATURES	thigh pads, rubber deck beads, retractable skeg, adjustable thigh braces (optional for 0€)
OPTIONAL FEATURES	Compass, rudder, extra comfort seat.
LENGTH / WIDTH	517 cm (17") / 53,5 cm (21")
CAPACITY APPROX	150 kg (331 lbs)
COCKPIT	81 x 41,5 cm (31 1/2" x 16 1/4")
SPRAYSIRT SIZE	L: 87,5 x 51,5 cm (34 1/2" x 20 1/2")
WEIGHT	29–31 kg (63–68 lbs)
STORAGE	Front: round hatch 24 cm (10") Mini-box: round hatch 15 cm (6") Day-hatch: round hatch 20 cm (8") Rear: oval hatch 44 x 26 cm (17" x 10 1/4")

RETRACTABLE SKEG / RETRACTABLE SKEG + RUDDER

HULL CROSS SECTION TYPE



Shallow arch

COLORS



PLAY MV PE

TAHE MARINE
ARTISTIC
ROBSON
EGALIS

PLAY BOATING

ZEGUL ARROW PLAY LV

The LV is a smaller version of the Zegul Arrow Play MV. It is a sleek and elegant performer with excellent maneuvering and playing capabilities.

The Play LV gives the smaller paddler a tighter fit resulting in high control over the kayak. The hull has a high degree of rocker and a fairly high volume in the bow. The mid-section has a slightly rounded hull profile making it very smooth from edge to edge. This combined with the hard chines makes the Play LV a joy to paddle. The edge is rock solid and the Play LV has a very nice glide through the water.

The most important keywords describing Zegul Play LV is versatility and fit – it fits the smaller or athletically built paddlers of almost all skill levels. It is stable without sacrificing maneuverability and speed.



DESIGNER	Zegul team
STANDARD CONSTRUCTION	Zegul A-CORE
OPTIONAL CONSTRUCTION	Zegul 3D C-CORE ROCK SOLID FULL CARBON
STANDARD FEATURES	Light weight click-on hatches, thigh pads, aramide seam, rubber deck beads, retractable skeg, extra comfort seat, adjustable thigh braces (optional for 0€)
OPTIONAL FEATURES	Aramide reinforced keel strip, compass, rudder.
LENGTH / WIDTH	509 cm (16'8") / 53,5 cm (21")
CAPACITY APPROX	145 kg (320 lbs)
COCKPIT	81 x 41,5 cm (31 1/2" x 16 1/4")
SPRAYSIRT SIZE	L: 87,5 x 51,5 cm (34 1/2" x 20 1/2")
WEIGHT	A-CORE: 23-25 kg (51-55 lbs) 3D C-CORE: 19-21 kg (42-46 lbs) ROCK SOLID: 23-25 kg (51-55 lbs) FULL CARBON: 16-18 kg (35-40 lbs)
STORAGE	Front: round hatch 24 cm (10") Mini-box: round hatch 15 cm (6") Day-hatch: round hatch 20 cm (8") Rear: oval hatch 44 x 26 cm (17" x 10 1/4")

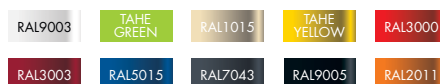
RETRACTABLE SKEG / RETRACTABLE SKEG + RUDDER

HULL CROSS SECTION TYPE



Shallow arch

COLORS



TAHE MARINE
ARTISTIC
ROBSON
EGALIS

PLAY BOATING

ZEGUL ARROW PLAY LV PE

Arrow Play LV PE is a low volume performance sea kayak with a tight fit and excellent maneuvering and playing capabilities.

The hull has significant rocker and high volume in the bow to avoid diving when riding down the wave. The midsection has a slightly rounded profile making it very smooth from edge to edge. This combined with the hard chines make the Play LV PE a joy to paddle whether you enjoy the rough stuff or just want a sea kayak that responds instantly to your moves.

The deck line outfitting is practical and the overhang in the bow has been lowered and extended. The beauty of this kayak is the versatility – it fits wide range of paddlers in almost all skill levels. It is stable without sacrificing maneuverability and it has good amount of speed.

DESIGNER	Zegul team
STANDARD CONSTRUCTION	HDPE (3 layer)
STANDARD FEATURES	thigh pads, rubber deck beads, retractable skeg, adjustable thigh braces (optional for 0€)
OPTIONAL FEATURES	Compass, rudder, extra comfort seat.
LENGTH / WIDTH	517 cm (17") / 53,5 cm (21")
CAPACITY APPROX	150 kg (331 lbs)
COCKPIT	81 x 41,5 cm (31 ½" x 16 ¼")
SPRAYSIRT SIZE	L: 87,5 x 51,5 cm (34 ½" x 20 ½")
WEIGHT	27–29 kg (59–63 lbs)
STORAGE	Front: round hatch 24 cm (10") Mini-box: round hatch 15 cm (6") Day-hatch: round hatch 20 cm (8") Rear: oval hatch 44 x 26 cm (17" x 10 ¼")

RETRACTABLE SKEG / RETRACTABLE SKEG + RUDDER

HULL CROSS SECTION TYPE



COLORS



PLAY LV PE

TAHE MARINE
ARTISTIC
ROBSON
EGALIS

PLAY BOATING

ZEGUL ARROW PLAY HV

Zegul Arrow Play HV is the highest volume version of the Arrow Play kayaks.

It is a performance sea kayak for maneuvering and playing in the sea. Play HV's hard chine hull has a high degree of rocker and a high volume bow. The mid-section has a slightly rounded hull profile, making it very smooth from edge to edge. It is an excellent kayak for day trips and longer overnight getaways.



DESIGNER

Zegul team

STANDARD CONSTRUCTION

Zegul A-CORE

OPTIONAL CONSTRUCTION

Zegul 3D C-CORE
ROCK SOLID
FULL CARBON

STANDARD FEATURES

Light weight click-on hatches, thigh pads, aramide seam, rubber deck beads, retractable skeg, adjustable thigh braces (optional for 0€)

OPTIONAL FEATURES

Aramide reinforced keel strip, compass, rudder, extra comfort seat.

LENGHT / WIDTH

514 cm (16") / 54 cm (21 1/4")

CAPACITY APPROX

156 kg (344 lbs)

COCKPIT

82,5 x 42 cm (32 1/2" x 16 1/2")

SPRAYSIRT SIZE

L: 87,5 x 51,5 cm (34 1/2" x 20 1/2")

WEIGHT

A-CORE: 25-27 kg (55-60 lbs)
3D C-CORE: 20-22 kg (44-49 lbs)
ROCK SOLID: 25-27 kg (55-60 lbs)
FULL CARBON: 18-20 kg (39-44 lbs)

STORAGE

Front: round hatch 24 cm (10")
Day-hatch: round hatch 20 cm (8")
Rear: oval hatch 44 x 26 cm (17" x 10 1/4")
Mini-box: 15 cm (6")

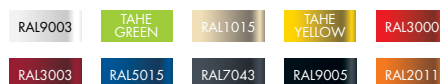
RETRACTABLE SKEG / RETRACTABLE SKEG + RUDDER

HULL CROSS SECTION TYPE



Shallow arch

COLORS





TOURING/EXPEDITION
**ZEGUL
EASY**

As the name suggests, Zegul Easy is extremely easy to handle, as it is well maneuverable and stable due to its length and width. This makes the kayak suitable for wide range of activities from day touring to fishing.

Zegul Easy is compact and efficient, suitable for all sorts of paddlers. It has a well-balanced hull, so that rudder is only needed for longer trips. Unique design makes it very fast for its length. The size of the kayak makes it very easy to handle outside of water and bigger cockpit allows easy entry into the kayak.

The Zegul Easy is available in A-CORE, 3D C-CORE and in Full Carbon version.

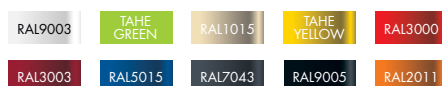
This Zegul has got a new sleek look as the handles and the bungee buttons are chrome coloured. Also the cockpit rim and all of the Zegul stickers are silver making this really unique looking kayak.

DESIGNER	Hans Friedel / Zegul team
STANDARD CONSTRUCTION	Zegul A-CORE
OPTIONAL CONSTRUCTION	Zegul 3D C-CORE FULL CARBON
STANDARD FEATURES	Light weight click-on hatch, thigh pads, aramide seam, rudder, silver details and sticker, rudder, adjustable thigh braces (optional for O€)
OPTIONAL FEATURES	Aramide reinforced keel strip, compass, extra comfort seat.
LENGHT / WIDTH	395 cm (12'9") / 67 cm (26¼")
CAPACITY APPROX	150 kg (330 lbs)
COCKPIT	99 x 48 cm (40" x 19")
SPRAYSKIRT SIZE	XL: 94 x 54,5 cm (37" x 21 ½")
WEIGHT	A-CORE: 22-23 kg (48-51 lbs) 3D C-CORE: 18-19 kg (39-42 lbs) FULL CARBON: 16-17 kg (35-38lbs)
STORAGE	Rear: round hatch 24 cm (10")
RUDDER	

HULL CROSS SECTION TYPE



COLORS



EASY



TOURING/EXPEDITION

ZEGUL B-500

B-500 is the smallest kayak in the Zegul B-series range fit for a smaller person. B-500 sea kayak is the perfect touring kayak designed for maximum comfort.

All the B-series kayaks have the best ratio between speed and stability. B-series kayaks are perfect for touring and weekend trips as they are very stable and have enough storage room. B-series kayaks have a roomy rear hatch, handy mini-box just in front of the kayak for necessities and a front round hatch.

All the Zegul B-series kayaks are available in A-CORE and in 3D C-CORE.

This Zegul series has got a new sleek look as the handles and the bungee buttons are chrome coloured. Also the cockpit rim and all of the Zegul stickers are silver making this really unique looking kayak.



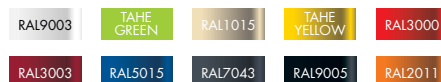
DESIGNER	Hans Friedel / Zegul team
STANDARD CONSTRUCTION	Zegul A-CORE
OPTIONAL CONSTRUCTION	Zegul 3D C-CORE
STANDARD FEATURES	Light weight click-on hatches, thigh pads, aramide seam, retractable skeg, silver details and stickers, adjustable thigh braces (optional for 0€)
OPTIONAL FEATURES	Aramide reinforced keel strip, compass, rudder.
LENGTH / WIDTH	500 cm (16'4") / 59 cm (23 1/4")
CAPACITY APPROX	145 kg (319 lbs)
COCKPIT	78 x 41 cm (30 3/4" x 16")
SPRAYSIRT SIZE	M: 81,5 x 51 cm (32" x 20")
WEIGHT	A-CORE: 23-25 kg (50-55 lbs) 3D C-CORE: 19-21 kg (41-46 lbs)
STORAGE	Front: round hatch 24 cm (10") Day-hatch: round hatch 20 cm (8") Rear: oval hatch 44 x 26 cm (17" x 10 1/4")

RETRACTABLE SKEG / RETRACTABLE SKEG + RUDDER

HULL CROSS SECTION TYPE



COLORS





TOURING/EXPEDITION

ZEGUL B-513

B-513 is the middle sized kayak in the Zegul B-series range. B-513 sea kayak is the perfect touring kayak designed for maximum comfort.

All the B-series kayaks have the best ratio between speed and stability. B-series kayaks are perfect for touring and weekend trips as they are very stable and have enough storage room. B-series kayaks have a roomy rear hatch, handy mini-box just in front of the kayak for necessities and a front round hatch.

All the Zegul B-series kayaks are available in A-CORE and in 3D C-CORE.

This Zegul series has got a new sleek look as the handles and the bungee buttons are chrome coloured. Also the cockpit rim and all of the Zegul stickers are silver making this really unique looking kayak.

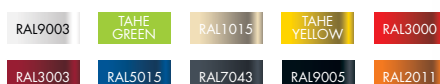
DESIGNER	Hans Friedel / Zegul team
STANDARD CONSTRUCTION	Zegul A-CORE
OPTIONAL CONSTRUCTION	Zegul 3D C-CORE
STANDARD FEATURES	Light weight click-on hatches, thigh pads, aramide seam, retractable skeg, silver details and stickers, adjustable thigh braces (optional for 0€)
OPTIONAL FEATURES	Aramide reinforced keel strip, compass, rudder.
LENGTH / WIDTH	513 cm (16'") / 60 cm (23 1/2")
CAPACITY APPROX	160 kg (352 lbs)
COCKPIT	83,5 x 42,5 cm (32 3/4" x 16 3/4")
SPRAYSIRT SIZE	L: 87,5 x 51,5 cm (34 1/2" x 20 1/2")
WEIGHT	A-CORE: 23-25 kg (50-55 lbs) 3D C-CORE: 20-22 kg (44-49 lbs)
STORAGE	Front: round hatch 24 cm (10") Day-hatch: round hatch 20 cm (8") Rear: oval hatch 44 x 26 cm (17" x 10 1/4")

RETRACTABLE SKEG / RETRACTABLE SKEG + RUDDER

HULL CROSS SECTION TYPE



COLORS



B-513

TOURING/EXPEDITION

ZEGUL B-541

B-541 is the longest kayak in the Zegul B-series range fit for a larger person. B-541 therefore has a more carrying capacity, better speed and larger cockpit.

All the B-series kayaks have the best ratio between speed and stability. B-series kayaks are perfect for touring and weekend trips as they are very stable and have enough storage room. B-series kayaks have a roomy rear hatch, handy mini-box just in front of the kayak for necessities and a front round hatch.

All the Zegul B-series kayaks are available in A-CORE and in 3D C-CORE.

This Zegul series has got a new sleek look as the handles and the bungee buttons are chrome coloured. Also the cockpit rim and all of the Zegul stickers are silver making this really unique looking kayak.

DESIGNER	Hans Friedel / Zegul team
STANDARD CONSTRUCTION	Zegul A-CORE
OPTIONAL CONSTRUCTION	Zegul 3D C-CORE
STANDARD FEATURES	Light weight click-on hatches, thigh pads, aramide seam, retractable skeg, silver details and stickers, adjustable thigh braces (optional for 0€)
OPTIONAL FEATURES	Aramide reinforced keel strip, compass, rudder.
LENGTH / WIDTH	541 cm (17'7") / 61 cm (24")
CAPACITY APPROX	170 kg (374 lbs)
COCKPIT	87 x 46 cm (34 1/4" x 18")
SPRAYSIRT SIZE	XL: 94 x 54,5 cm (37" x 21 1/2")
WEIGHT	A-CORE: 25-27 kg (55-60 lbs) 3D C-CORE: 21-23 kg (46-51 lbs)
STORAGE	Front: round hatch 24 cm (10") Day-hatch: round hatch 20 cm (8") Rear: oval hatch 44 x 26 cm (17" x 10 1/4")

RETRACTABLE SKEG / RETRACTABLE SKEG + RUDDER**HULL CROSS SECTION TYPE****COLORS**

RAL9003	TAHE GREEN	RAL1015	TAHE YELLOW	RAL3000
RAL3003	RAL5015	RAL7043	RAL9005	RAL2011



TAHE MARINE
ARTISTIC
ROBSON
EGALIS

TOURING/EXPEDITION ZEGUL DUFA

Zegul Dufa is a touring/expedition kayak that is very easy to roll and has a bigger cockpit compared to other kayaks.

The hull is designed with rounder edges that offers a more stable feel. On the deck we have kept in mind organic shapes and rounder edges. The kayak is also ideal for day-trips and overnight getaways.

Compared to our other Arrow kayaks Dufa has slightly more space in the cockpit for more comfortable fit and is suitable for paddlers of +75 kg.

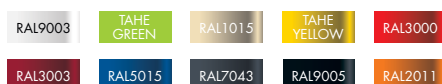
Zegul Dufa has 4 hatches including a handy day-hatch and mini box that allows to pack all you need for adventurous daytrips and overnight getaways.

DESIGNER	Zegul team
STANDARD CONSTRUCTION	Zegul A-CORE
OPTIONAL CONSTRUCTION	Zegul 3D C-CORE ROCK SOLID FULL CARBON
STANDARD FEATURES	Light weight click-on hatches, thigh pads, aramide seam, rubber deck beads, retractable skeg, adjustable thigh braces (optional for 0€)
OPTIONAL FEATURES	Aramide reinforced keel strip, extra comfort seat, compass.
LENGTH / WIDTH	504 cm (16'6") / 55,6 cm (22")
CAPACITY APPROX	150 kg (331 lbs)
COCKPIT	80,9 x 42,6 cm (32" x 17")
SPRAYSIRT SIZE	L: 87,5 x 51,5 cm (34 1/2" x 20 1/2")
WEIGHT	A-CORE: 23-25 kg (51-55 lbs) 3D C-CORE: 19-21 kg (42-46 lbs) ROCK SOLID: 23-25 kg (51-55 lbs) FULL CARBON: 16-18 kg (35-40 lbs)
STORAGE	Front: round hatch 24 cm (10") Mini-box: round hatch 15 cm (6") Day-hatch: round hatch 20 cm (8") Rear: oval hatch 44 x 26 cm (17" x 10 1/4")
RETRACTABLE SKEG / RETRACTABLE SKEG + RUDDER	

HULL CROSS SECTION TYPE



COLORS



DUFA

TAHE MARINE
ARTISTIC
ROBSON
EGALIS

TOURING/EXPEDITION
**ZEGUL
BARA**

Zegul Bara is a mid-sized sea kayak that has been missing in the Arrow range.

This sea kayak can handle rough water and longer distances. It has good carrying capacity, is easily maneuverable and has a more solid platform. This model fits exactly in between of Nuka GT and Empower. It is designed keeping roomy cockpit in mind.

The kayak suits well for a wide range of paddlers who need a high performance touring & expedition kayak. Several storage compartments allow You to load up all Your gear and the day hatch keeps Your essentials close while on the water.

BARA

DESIGNER	Zegul team
STANDARD CONSTRUCTION	Zegul A-CORE
OPTIONAL CONSTRUCTION	Zegul 3D C-CORE ROCK SOLID FULL CARBON
STANDARD FEATURES	Light weight click-on hatches, thigh pads, aramide seam, rubber deck beads, rudder, retractable skeg, adjustable thigh braces (optional for 0€)
OPTIONAL FEATURES	Aramide reinforced keel strip, extra comfort seat, compass.
LENGTH / WIDTH	525,6 cm (17'2") / 55,6 cm (22")
CAPACITY APPROX	156 kg (344 lbs)
COCKPIT	84,4 x 44,4 cm (33 ¼" x 17½")
SPRAYSIRT SIZE	L: 87,5 x 51,5 cm (34 ½" x 20½")
WEIGHT	A-CORE: 25-27 kg (55-60 lbs) 3D C-CORE: 20-22 kg (44-49 lbs) ROCK SOLID: 25-27 kg (55-60 lbs) FULL CARBON: 18-20 kg (39-44 lbs)
STORAGE	Front: round hatch 24 cm (10") Mini-box: round hatch 15 cm (6") Day-hatch: round hatch 20 cm (8") Rear: oval hatch 44 x 26 cm (17" x 10 ¼")

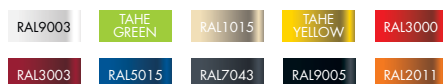
RETRACTABLE SKEG / RETRACTABLE SKEG + RUDDER

HULL CROSS SECTION TYPE



Shallow arch

COLORS



TAHE MARINE
ARTISTIC
ROBSON
EGALIS

TOURING/EXPEDITION
**ZEGUL
BARA PE**

Zegul Bara Pe is a plastic version of the Zegul Bara. Zegul Bara is a brand new mid-sized sea kayak that has been missing in the Arrow range.

This sea kayak can handle rough water and longer distances. It has good carrying capacity, is easily maneuverable and has a more solid platform. This model fits exactly in between of Nuka GT and Empower. It is designed keeping roomy cockpit in mind.

The kayak suits well for a wide range of paddlers who need a high performance touring & expedition kayak. Several storage compartments allow You to load up all Your gear and the day hatch keeps Your essentials close while on the water.

DESIGNER	Zegul team
STANDARD CONSTRUCTION	HDPE
STANDARD FEATURES	Thigh pads, rubber deck beds, retractable skeg.
OPTIONAL FEATURES	Compass, rudder, extra comfort seat.
LENGTH / WIDTH	525,6 cm (17'2") / 55,6 cm (22")
CAPACITY APPROX	150 kg (331 lbs)
COCKPIT	84,4 x 44,4 cm (33 1/4" x 17 1/2")
SPRAYSIRT SIZE	L: 87,5 x 51,5 cm (34 1/2" x 20 1/2")
WEIGHT	27-29 kg (59-63 lbs)
STORAGE	Front: round hatch 24 cm (10") Mini-box: round hatch 15 cm (6") Day-hatch: round hatch 15 cm (6") Rear: oval hatch 44 x 26 cm (17" x 10 1/4")

RETRACTABLE SKEG / RETRACTABLE SKEG + RUDDER

HULL CROSS SECTION TYPE



COLORS



BARA PE

TAHE MARINE
ARTISTIC
ROBSON
EGALIS

TOURING/EXPEDITONS

ZEGUL ARROW EMPOWER

The Empower is a full bodied sea kayak made for long trips and expeditions.

The Empower is a surprisingly agile and despite its length, has a very nice glide. Empower acts almost like a play boat when put on edge. The Empower kayak has soft chines and a long water line. The hull's profile is rounded and the rocker is moderate to handle big seas. The four hatches are all beautifully recessed into the deck and packs with ease for extended trips or just for a weekend getaway. The knee hatch holds gear like an VHF radio or cell phone and small water bottle. The day hatch has lots of room for other stuff needed while at sea.

EMPOWER

DESIGNER	Zegul team
STANDARD CONSTRUCTION	Zegul A-CORE
OPTIONAL CONSTRUCTION	Zegul 3D C-CORE ROCK SOLID FULL CARBON
STANDARD FEATURES	Light weight click-on hatches, thigh pads, aramide seam, rubber deck beads, retractable skeg, adjustable thigh braces (optional for 0€)
OPTIONAL FEATURES	Aramide reinforced keel strip, compass, rudder. Gold-line color option, extra comfort seat.
LENGTH / WIDTH	556 cm (18'3") / 53 cm (21")
CAPACITY APPROX	178 kg (393 lbs)
COCKPIT	82,5 x 40 cm (32 ½" x 15 ¾")
SPRAYSKIRT SIZE	L: 87,5 x 51,5 cm (34 ½" x 20 ½")
WEIGHT	A-CORE: 26-28kg (57-62 lbs) 3D-CORE: 20-22 kg (44-49 lbs) ROCK SOLID: 26-28kg (57-62 lbs) FULL CARBON: 18-20 kg (39-44 lbs)
STORAGE	Front: oval hatch 44 x 26 cm (17" x 10 ¼") Mini-box: round hatch 20 cm (8") Day-hatch: round hatch 15 cm (6") Rear: oval hatch 44 x 26 cm (17" x 10 ¼")

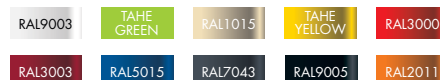
RETRACTABLE SKEG / RETRACTABLE SKEG + RUDDER

HULL CROSS SECTION TYPE



Shallow arch

COLORS



TAHE MARINE
ARTISTIC
ROBSON
EGALIS

TOURING/EXPEDITONS

ZEGUL ARROW NUKA GT

The Arrow Nuka GT is relatively short but despite its length has a very effortless glide and great acceleration.

The Nuka GT has a speed optimized hull and soft chine's, the hull is rounded for less resistance and less wet surface making the Nuka GT glide effortlessly through the water.

The Arrow Nuka GT is a touring kayak that has a very practical deck line layout. The rear hatch is oval making it easy to load the kayak on overnight trips. The GT has less rocker and more raking bow and stern which increases the waterline when loaded. The Nuka GT can be easily fitted with a rudder for those who prefer to focus forward momentum rather than the correction strokes and edging.

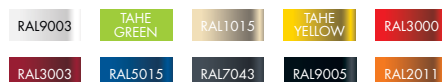
DESIGNER	Zegul team
STANDARD CONSTRUCTION	Zegul A-CORE
OPTIONAL CONSTRUCTION	Zegul 3D C-CORE ROCK SOLID FULL CARBON
STANDARD FEATURES	Light weight click-on hatches, thigh pads, aramide seam, rubber deck beads, retractable skeg, adjustable thigh braces (optional for 0€)
OPTIONAL FEATURES	Aramide reinforced keel strip, compass, extra comfort seat, rudder.
LENGHT / WIDTH	505 cm (16'7") / 52 cm (20 ½")
CAPACITY APPROX	145 kg (320 lbs)
COCKPIT	80 x 41 cm (34 ½" x 16")
SPRAYSKIRT SIZE	L: 87,5 x 51,5 cm (34 ½" x 20 ½")
WEIGHT	A-CORE: 21-23 kg (46-51 lbs) 3D C-CORE: 19-21 kg (42-46 lbs) ROCK SOLID: 21-23 kg (46-51 lbs) FULL CARBON 16-18 kg (35-40 lbs)
STORAGE	Front: round hatch 24 cm (10") Mini-box: 15 cm (6") Day-hatch: round hatch 20 cm (8") Rear: oval hatch 44 x 26 cm (17" x 10 ¼")

RETRACTABLE SKEG / RETRACTABLE SKEG + RUDDER

HULL CROSS SECTION TYPE



COLORS



NUKA GT

TOURING/EXPEDITONS

ZEGUL ARROW NUKA MV PE

The new Arrow Nuka MV PE is a touring kayak for smaller paddlers who find the LV PE too tight.

The Nuka MV PE has slightly more volume and therefore some extra room and more comfortable fit. It has rounded hull for less resistance and less wet surface making it glide very well through the water. The Arrow Nuka MV PE is a touring kayak and has much practical deck line layout. The rear hatch is oval making it easy to load the kayak on overnight trips. The MV PE has less rocker and more raking bow and stern which increases the waterline when loaded.

The Nuka MV PE can be easily fitted with a rudder for those who prefer to focus forward momentum rather than the correction strokes and edging.

DESIGNER	Zegul team
STANDARD CONSTRUCTION	HDPE (3 layer)
STANDARD FEATURES	Thigh pads, rubber deck beads, retractable skeg, adjustable thigh braces (optional for 0€)
OPTIONAL FEATURES	Compass, rudder, extra comfort seat.
LENGHT / WIDTH	505 cm (16'7") / 52 cm (20 ½")
CAPACITY APPROX	145 kg (320 lbs)
COCKPIT	80 x 41 cm (34 ½" x 16")
SPRAYSKIRT SIZE	M: 81,5 x 51 cm (32" x 20")
WEIGHT	26-28 kg (57-61 lbs)
STORAGE	Front: round hatch 24 cm (10") Mini-box: 15 cm (6") Day-hatch: round hatch 20 cm (8") Rear: oval hatch 44 x 26 cm (17" x 10 ¼")

RETRACTABLE SKEG / RETRACTABLE SKEG + RUDDER

HULL CROSS SECTION TYPE



Shallow arch

COLORS



TAHE MARINE
ARTISTIC
ROBSON
EGALIS

TOURING/EXPEDITONS

ZEGUL ARROW NUKA LV PE

The Arrow Nuka LV PE is a low volume PE version of Nuka designed to give a tight fit for smaller and slim paddlers. It is a relatively short kayak but despite its length has a very effortless glide and great acceleration in its own class.

The Nuka LV PE has rounded hull for less resistance and less wet surface making it glide very well through the water. The Arrow Nuka LV PE is a touring kayak and has much practical deck line layout. The rear hatch is oval making it easy to load the kayak on overnight trips. This kayak has less rocker and more raking bow and stern which increases the waterline when loaded. The Nuka LV PE can be easily fitted with a rudder for those who prefer to focus forward momentum rather than the correction strokes and edging.

DESIGNER	Zegul team
STANDARD CONSTRUCTION	HDPE (3 layer)
STANDARD FEATURES	Thigh pads, rubber deck beads, retractable skeg, adjustable thigh braces (optional for 0€)
OPTIONAL FEATURES	Compass, rudder, extra comfort seat.
LENGHT / WIDTH	505 cm (16'7") / 52 cm (20 1/2")
CAPACITY APPROX	145 kg (320 lbs)
COCKPIT	80 x 41 cm (34 1/2" x 16")
SPRAYSKIRT SIZE	M: 81,5 x 51 cm (32" x 20")
WEIGHT	26-28 kg (57-61 lbs)
STORAGE	Front: round hatch 24 cm (10") Mini-box: 15 cm (6") Day-hatch: round hatch 20 cm (8") Rear: oval hatch 44 x 26 cm (17" x 10 1/4")

RETRACTABLE SKEG / RETRACTABLE SKEG + RUDDER

HULL CROSS SECTION TYPE



COLORS



NUKA LV PE

TAHE MARINE
ARTISTIC
ROBSON
EGALIS

TANDEM ZEGUL TORPEDO

Zegul Torpedo is designed to be sporty and fast tandem kayak, which was missing in Zegul range.

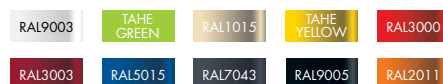
This kayak is ideal for training or to compete in marathons. It has a good sea manners, a generous carrying capacity and the ability to really go fast. With sleek and efficient shape the Torpedo is focused on paddlers that want to cover miles. Zegul Torpedo has one round front hatch and one oval rear hatch that can fit all your gear. For small items there are two miniboxes.

DESIGNER	Hans Friedel
STANDARD CONSTRUCTION	Zegul A-CORE
OPTIONAL CONSTRUCTION	Zegul 3D C-CORE ROCK SOLID FULL CARBON
STANDARD FEATURES	Light weight click-on hatches, thigh pads, aramide seam, rubber deck beads, rudder, adjustable thigh braces (optional for 0€)
OPTIONAL FEATURES	Aramide reinforced keel strip, extra comfort seat, compass.
LENGTH / WIDTH	675 cm (22'1") / 58,5 cm (23")
CAPACITY APPROX	210 kg (463 lbs)
COCKPIT	82,5 x 42 cm (32 1/2" x 16 1/2")
SPRAYSKIRT SIZE	L: 87,5 x 51,5 cm (34 1/2" x 20 1/2")
WEIGHT	A-CORE: 34-36 kg (75-79 lbs) 3D C-CORE: 30-35 kg (66-75 lbs) ROCK SOLID: 34-36 kg (75-79 lbs) FULL CARBON: 30-34 kg (66-75 lbs)
STORAGE	Front: round hatch 24 cm (10") Mini-box: 2 x 15 cm (6") Rear: oval hatch 44 x 26 cm (17" x 10 1/4")
RUDDER	

HULL CROSS SECTION TYPE




COLORS



ENJOY THE SPIRIT OF **TAHE** **MARINE**

Take Marine has a wide selection of kayaks for different tastes, skills and conditions. From single and triple layer rotomolded recreational kayaks to state of the art composite touring & sea kayaks. The latest addition to the brand are the Elite Kevlar composite construction kayaks.



TECHNOLOGY

Take Marine has concentrated over the years in developing manufacturing techniques together with the composite and thermoplast industry. We use the most modern equipment, newest materials and up-to-date production methods available. Take Marine kayaks are built with following hi-tech constructions:



OUTDOOR lay-up - introduced for 2017 season into Take Marine range, replacing the previous TGC-lite. This brand new construction is developed together with European leading raw-material suppliers. The key element in this lay-up is the high-density core material, providing very tough but light weight laminates. This combined with light weight glass composite fabrics giving a 10-15% weight reduction compared to our previous TGC-lite construction.



OUTDOOR-ELITE lay-up - introduced for 2017 season into Take Marine range, replacing the previous TCA-lite. This brand new construction is developed together with European leading raw-material suppliers. The key element in this lay-up is the high-density core material, providing very tough but light weight laminates. In this lay-up the Kevlar reinforcement increases durability and stiffness of the kayak, absorbing even less energy during paddling and withstanding the most challenging environments.



E-CO:RE - construction is introduced for 2018 season into Take Marine range for rotational moulded kayaks and has been worked out keeping in mind the environment. We have mixed recycled material with high density polyethylene and created a new 3-layer construction. The outer shell is as good-looking and durable as it has always been, the middle layer is made from rotational moulding foam, but the inner shell is made out of recycled plastic. E-co:re construction is our way of expressing that we care for nature and that we always strive to offer customers the best value for money kayaks in the world.



TRM - in 2009 season, Take Outdoors launched their first triple layer high density polyethylene kayak with moulded-in inserts in several colour options. We believed it to become a very successful method of extending our range of materials and products. By 2012 we had launched totally seven RM kayaks, four of it only for 2012 season. In 2012 season we upgraded our construction to a new superlinear HD polyethylene material both in skin and in sandwich. Helping us to build even tougher and lighter weight boats for the paddlesports industry. In 2013 we implemented mould in graphics to all of our RM kayaks. In 2014 we launched another 7 new RM kayaks into the Take Marine product portfolio, including 5 in single layer superlinear HD polyethylene material giving our customers even a wider range of plastic kayaks from recreational SOT's to triple layer sea and touring kayaks. For 2017 we are delighted to reveal another new PE tandem touring kayak with Deluxe seating and to summarize that our customers have now totally of 40 RM kayaks to choose from their own favorite.



ABS-Hybrid - this method combines the good properties of the ABS material in the hull and fiberglass technology in the deck lay-up. In this production method the hulls are thermoformed giving the kayak a higher impact resistant surface, reinforced with the great experience of the composite industry. The decks are built out of fiberglass materials combined with sandwich construction. This production method is one of the innovations of the industry giving the paddler a very durable performance orientated product.



Take Outdoors is working closely together with the leading suppliers around the world in the industry to offer customers the best value-for-money kayaks available on the market. Every year we have created bolder-looking kayaks both in design and finish - we believe this year is no different. Our aim is not just to satisfy our customers, we want them to be enthusiastic about our products and services.

CHOOSING YOUR KAYAK

HULL SHAPES

Our wide selection of hull shapes is designed to satisfy your needs. There is always a choice for paddler who knows what to expect.



Round hull

Extremely fast for more dedicated users



Hard chine

Well defined edge gives the opportunity to keep the kayak tilted, stable and moderately fast



Shallow "V"

Very fast and improved tracking with a good stability



Shallow arch

Very stable and highly maneuverable



Flat hull

Very stable and suitable for beginners who paddle in calm waters

KAYAK DIMENSIONS

WIDTH

a wider boat is more stable, slower and more spacious

a narrower boat is faster bringing the paddlers strokes closer



LENGTH

a shorter boat is easier to turn and maneuver

a longer boat goes faster and tracks straighter, glides farther and can carry heavier loads

KAYAK STYLES

RECREATIONAL KAYAKS Recreational kayakers are suitable for wide range of paddlers including people new to kayaking. Those kayakers have larger cockpits, which makes it more comfortable to get in and out of the kayak. Recreational kayakers are ideal for paddling in calmer waters: coastline, lakes and rivers. Benefits: Exceptional initial stability and easy to maneuver, affordable and easy to use, dry storage area, ideal for daytrips.

SEA/TOURING KAYAKS are the all-purpose kayakers. They are our most balanced boats, intended for paddlers who want one boat that does everything. Touring kayakers are longer and some are built for an extended expedition. The hulls are shaped to increase lift in waves and rough water. Most of the touring kayakers have a skeg in standard and an optional rudder.

TANDEM KAYAKS - Tahe Marine makes a variety of tandem kayakers made for two or three paddlers that want to take expeditions, as well as families want to have fun together.

SOT KAYAKS - SOT kayakers have open cockpits. These kayakers are easier to use, less expensive and ideal for paddling in inland waters: lakes, slow moving rivers and calmer coastlines. Some SOT kayakers are made specially for fishing. Benefits: suitable for everyone (including large body types or for building confidence), easy to do a self-rescue, safe, comfortable and fun, stable and easy to handle, affordable.

WHITewater - Shorter kayakers that are designed for paddling on fast rivers, creeks, waterfalls and rapids. Tahe Marine has 3 main types of whitewater kayakers: playboats, freestyle and creek kayakers.

RUDDER & SKEG

A rudder gives the opportunity to steer with pedals and paddle at the same time to maintain speed so that it makes the kayak go straight with less effort.

A skeg enhances tracking but you still need to use paddle strokes for steering.

TAHE MARINE

ARTISTIC

ROBSON

EGALIS

	LENGTH	WIDTH	CAPACITY	PE	WEIGHT	WEIGHT	COCKPIT
SEA KAYAKS WIND SERIES			CAPACITY	PE	OUTDOOR	OUTDOOR ELITE	COCKPIT
WIND SOLO	505 cm (16'7")	54 cm (21 ¼")	130 kg (287 lbs)		22-24 kg (49-53 lbs)	22-24 kg (49-53 lbs)	80 x 42 cm (31 ½" x 16 ½")
WIND SOLO PE	505 cm (16'7")	54 cm (21 ¼")	130 kg (287 lbs)	27-29 kg (59-63 lbs)			88,5 x 49 cm (34 ¾" x 19 ½")
WIND 535	535 cm (17'7")	54 cm (21 ¼")	140 kg (309 lbs)		23-25 kg (51-55 lbs)	23-25 kg (51-55 lbs)	80 x 42 cm (31 ½" x 16 ½")
WIND 555	555 cm (18' 2½")	54 cm (21 ¼")	140 kg (309 lbs)		23-25 kg (51-55 lbs)	23-25 kg (51-55 lbs)	80 x 42 cm (31 ½" x 16 ½")
WIND 585	585 cm (19'2")	54 cm (21 ¼")	160 kg (353 lbs)		24-26 kg (53-57 lbs)	24-26 kg (53-57 lbs)	80 x 42 cm (31 ½" x 16 ½")
SEA KAYAKS REVAL SERIES			CAPACITY	PE	OUTDOOR	OUTDOOR ELITE	COCKPIT
REVAL MINI LC	490 cm (16'1")	54 cm (21 ¼")	120 kg (265 lbs)		20-22 kg (44-49 lbs)	20-22 kg (44-49 lbs)	80 x 42 cm (31 ½" x 16 ½")
REVAL MINI LC PE	490 cm (16'1")	54 cm (21 ¼")	120 kg (265 lbs)	26-29 kg (57-64 lbs)			88 x 51 cm (34 ½" x 20")
REVAL MIDI PERFORMANCE	520 cm (17'1")	54 cm (21 ¼")	130 kg (287 lbs)		21-23 kg (46-51 lbs)	21-23 kg (46-51 lbs)	80 x 42 cm (31 ½" x 16 ½")
REVAL MIDI PERFORMANCE PE	515 cm (16'1")	56 cm (22")	130 kg (287 lbs)	28-30 kg (61-66 lb)			85,5 x 48 cm (33 ½" x 18 ½")
REVAL MIDI PE	515 cm (16'1")	56 cm (22")	130 kg (287 lbs)	28-30 kg (61-66 lbs)			85,5 x 48 cm (33 ½" x 18 ½")
REVAL HV	535 cm (17'7")	60 cm (23 ½")	155 kg (341 lbs)		23,5-25,5 kg (52-56 lbs)	23,5-25,5 kg (52-56 lbs)	83 x 45 cm (32 ¾" x 17 ¾")
REVAL HV PE	535 cm (17'7")	60 cm (23 ½")	155 kg (341 lbs)	30-32 kg (66-73 lbs)			83 x 45 cm (32 ¾" x 17 ¾")
SEA KAYAKS SPIRIT SERIES			CAPACITY	PE	OUTDOOR	OUTDOOR ELITE	COCKPIT
OCEANSPIRIT	519 cm (17')	58 cm (23")	135 kg (298 lbs)	27-29 kg (59-64 lbs)			88 x 44 cm (34 ½" x 17 ¼")
SEASPIRIT	500 cm (16'5")	56 cm (22")	135 kg (298 lbs)	25-27 kg (55-60 lbs)			78 x 42 cm (30 ¼" x 16 ½")
PLAYSPIRIT	467 cm (15'4")	59 cm (23 ¼")	120 kg (265 lbs)	25-27 kg (55-60 lbs)			90 x 49 cm (34 ½" x 19 ¼")
BAYSPIRIT	525 cm (17'3")	56 cm (22")	135 kg (298 lbs)		22,5-24,5 kg (50-54 lbs)	22,5-24,5 kg (50-54 lbs)	80 x 42 cm (31 ½" x 16 ½")
TOURING KAYAKS LIFESTYLE SERIES			CAPACITY	PE	OUTDOOR	OUTDOOR ELITE	COCKPIT
LIFESTYLE 420 PE	420 cm (16'2")	63 cm (24")	145 kg (320 lbs)	25-27 kg (55-60 lbs)			91,5 x 51 cm (36" x 20")
LIFESTYLE 500 PE	500 cm (16'4")	59 cm (23 ¼")	135 kg (298 lbs)	28-30 kg (62-66 lbs)			95,5 x 51,5 cm (37 ½" x 20 ¼")
LIFESTYLE SOLO	400 cm (13'2")	56 cm (22")	100 kg (220 lbs)		18-20 kg (40-44 lbs)	18-20 kg (40-44 lbs)	75 x 42 cm (29 ½" x 16 ½")
LIFESTYLE SOLO PE	382 cm (12'6")	54 cm (21 ¼")	90 kg (198 lbs)	21-23 kg (46-51 lbs)			72 x 42 cm (28 ¼" x 16 ½")
TOURING KAYAKS FIT SERIES			CAPACITY	PE			COCKPIT
FIT 96 PE	290 cm (9'6")	76 cm (30")	130 kg (286 lb)	22-24 kg (48-53 lb)			115 x 50 cm (45 ¼" x 19 ½")
FIT 111 PE	337 cm (11'1")	72 cm (30")	130 kg (286 lb)	23-25 kg (48-53 lb)			115 x 50 cm (45 ¼" x 19 ½")
FIT 132 PE	403 cm (13'2")	65 cm (25")	135 kg (298 lbs)	25-27 kg (55-59 lbs)			115 x 50 cm (45 ¼" x 19 ½")
FIT 147 PE	445 cm (14'7")	62 cm (24")	150 kg (330 lbs)	26-28 kg (57-62 lbs)			94,5 x 47 cm (37" x 18 ½")
FIT 158 PE	479 cm (15'9")	59 cm (23 ¼")	150 kg (330 lbs)	26-29 kg (57-64 lbs)			94,5 x 48,5 cm (37" x 18 ½")
FIT 162 PE	492 cm (16'2")	82 cm (32 ¼")	250 kg (551 lbs)	44-46 kg (97-101 lbs)			225 x 60 cm (88 ½" x 23 ½")
TOURING KAYAKS TITRIS SERIES			CAPACITY	PE			COCKPIT
TITRIS 12	375 cm (13'3")	62 cm (24")	140 kg (286 lbs)	23-25 kg (50-55 lbs)			85 x 48 cm (32" x 18")
SOT KAYAKS			CAPACITY	PE			COCKPIT
AQUA LEO	250 cm (8'2")	76 cm (30")	140 kg (308 lbs)	20-23 kg (46-51 lbs)			N/A
AQUA MOON SOT PE	300 cm (9'8")	75 cm (29 ½")	150 kg (330 lbs)	24-26 kg (53-58 lbs)			N/A
AQUA MOON SOT ANGLER PE	300 cm (9'8")	75 cm (29 ½")	150 kg (330 lbs)	24-26 kg (53-58 lbs)			N/A
AQUA TEAM PE	442 cm (14'6")	86 cm (34")	270 kg (595 lbs)	50-52 kg (110-115 lbs)			N/A
FIT 123 ANGLER	375 cm (12'3")	80 cm (31 ½")	200 kg (441 lbs)	45-47 kg (100-104 lbs)			N/A
FIT 123 MOTOR	376 cm (12'3")	81 cm (31 ½")	200 kg (441 lbs)	59-61 kg (130-135 lbs)			N/A
FIT 132 SOT PE DELUXE ANGLER	403 cm (13'2")	73 cm (28 ½")	150 kg (330 lbs)	28-30 kg (62-66 lbs)			N/A
KAILUA	370 cm (12'1")	86 cm (34")	210 kg (463 lbs)	29-31 kg (64-68 lbs)			N/A
KAILUA ANGLER	370 cm (12'1")	86 cm (34")	209 kg (460 lbs)	28-30 kg (62-66 lbs)			N/A

TAHE MARINE

ARTISTIC
ROBSON
EGALIS

STORAGE

**RETRACTABLE
SKEG**
RUDDER
**RETRACTABLE
SKEG + RUDDER**

FRONT	REAR	OTHER		
round hatch: 24 cm (10")	oval hatch: 44 x 26 cm (17" x 10 1/4")	mini-box: 15 cm (6")	x	x
round hatch: 24 cm (10")	oval hatch: 44 x 26 cm (17" x 10 1/4")	mini-box: 15 cm (6")		x
oval hatch: 44 x 26 cm (17" x 10 1/4")	oval hatch: 44 x 26 cm (17" x 10 1/4")	mini-box: 15 cm (6")	x	x
round hatch: 24 cm (10")	oval hatch: 44 x 26 cm (17" x 10 1/4")	mini-box: 15 cm (6") day-hatch: 15 cm (6")	x	x
round hatch: 24 cm (10")	oval hatch: 44 x 26 cm (17" x 10 1/4")	mini-box: 15 cm (6") day-hatch: 15 cm (6")	x	x
FRONT	REAR	OTHER		
round hatch: 24 cm (10")	oval hatch: 44 x 26 cm (17" x 10 1/4")	day-hatch: 15 cm (6")	x	x
round hatch: 24 cm (10")	oval hatch: 44 x 26 cm (17" x 10 1/4")	day-hatch: 15 cm (6")	x	x
oval hatch: 44 x 26 cm (17" x 10 1/4")	oval hatch: 44 x 26 cm (17" x 10 1/4")	mini-box: 15 cm (6") day-hatch: 15 cm (6")	x	x
round hatch: 24 cm (10")	oval hatch: 44 x 26 cm (17" x 10 1/4")	mini-box: 15 cm (6") day-hatch: 15 cm (6")	x	x
round hatch: 24 cm (10")	oval hatch: 44 x 26 cm (17" x 10 1/4")	day-hatch: 15 cm (6")		x
round hatch: 24 cm (10")	oval hatch: 44 x 26 cm (17" x 10 1/4")	day-hatch: 15 cm (6")	x	x
round hatch: 24 cm (10")	oval hatch: 44 x 26 cm (17" x 10 1/4")	mini-box: 15 cm (6") day-hatch: 15 cm (6")	x	x
FRONT	REAR	OTHER		
round hatch: 24 cm (10")	oval hatch: 44 x 26 cm (17" x 10 1/4")	mini-box: 15 cm (6")		x
oval hatch: 44 x 26 cm (17" x 10 1/4")	oval hatch: 44 x 26 cm (17" x 10 1/4")			x
round hatch: 24 cm (10")	oval hatch: 44 x 26 cm (17" x 10 1/4")	day-hatch: 15 cm (6")		x
round hatch: 24 cm (10")	oval hatch: 44 x 26 cm (17" x 10 1/4")	mini-box: 15 cm (6")	x	x
FRONT	REAR	OTHER		
oval hatch: 44 x 26 cm (17" x 10 1/4")	oval hatch: 44 x 26 cm (17" x 10 1/4")			x
oval hatch: 44 x 26 cm (17" x 10 1/4")	oval hatch: 44 x 26 cm (17" x 10 1/4")			x
round hatch: 24 cm (10")	round hatch: 24 cm (10")			x
round hatch: 24 cm (10")	round hatch: 24 cm (10")			x
FRONT	REAR	OTHER		
	oval hatch: 44 x 26 cm (17" x 10 1/4")	mini-box: 15 cm (6")		x
round hatch: 24 cm (10")	oval hatch: 44 x 26 cm (17" x 10 1/4")			x
round hatch: 24 cm (10")	oval hatch: 44 x 26 cm (17" x 10 1/4")		x	x
round hatch: 24 cm (10")	oval hatch: 44 x 26 cm (17" x 10 1/4")		x	x
	round hatch: 24 cm (10")			
FRONT	REAR	OTHER		
round hatch: 24 cm (10")	oval hatch: 42 x 30 cm (16 1/2" x 11 3/4")			x
FRONT	REAR	OTHER		
		rear storage area		
front hatch: 24 cm (10")		rear storage area		
front hatch: 24 cm (10")		rear storage area		
		rear storage area		
48 x 25 x 42 cm (19" x 10" x 16 1/2")	15 x 41 cm (6" x 16")	front & rear storage area	x	
49 x 25 x 42 cm (19" x 10" x 16 1/2")	16 x 41 cm (6" x 16")	front & rear storage area	x	
oval hatch: 44 x 26 cm (17" x 10 1/4")	round hatch: 24 cm (10")	mini-box: 10 cm (4") rear storage area		x



TAHE MARINE

ARTISTIC

ROBSON

EGALIS

	LENGTH	WIDTH	CAPACITY	WEIGHT	COCKPIT
TANDEM KAYAKS					
			CAPACITY	PE	OUTDOOR
					OUTDOOR ELITE
					COCKPIT
AQUA DUO	360 cm (11'9")	81 cm (32")	250 kg (551 lbs)	37-39 kg (81-86 lbs)	82 × 52 cm (32" × 20 ½")
TANDEM MINI	540 cm (17'7")	71 cm (28")	300 kg (661 lbs)		36-38 kg (79-84 lbs)
TANDEM MAXI	645 cm (21'2")	69 cm (27")	350 kg (772 lbs)		36-38 kg (79-84 lbs)
WIND DUO	650 cm (21'4")	60 cm (23 ½")	220 kg (485 lbs)		38-40 kg (84-88 lbs)
LIFESTYLE DUO PE	525 cm (17'3")	69 cm (27")	260 kg (573 lbs)	40-43 kg (88-95 lbs)	38-40 kg (84-88 lbs)
RECREATIONAL KAYAKS					
			CAPACITY	PE	OUTDOOR
					OUTDOOR ELITE
					COCKPIT
WAIKIKI BASE	315 cm (10'3")	72 cm (26")	130 kg (286 lbs)	23-25 kg (51-55 lbs)	90 × 50 cm (35" × 20")
WAIKIKI EXPEDITION	315 cm (10'3")	72 cm (26")	130 kg (286 lbs)	25-26 kg (55-57 lbs)	90 × 50 cm (35" × 20")
JAMAICA BASE	375 cm (12'3")	85 cm (33")	200 kg (440 lbs)	33-36 kg (73-79 lbs)	218 × 56 cm (85" × 22")
JAMAICA DELUXE	375 cm (12'3")	85 cm (33")	200 kg (440 lbs)	33-36 kg (73-79 lbs)	218 × 56 cm (85" × 22")
FIT 155 RELOADED BASE	472 cm (15' 6")	76,2 cm (28 ½")	300 kg (661 lbs)	36-38 kg (79-84 lbs)	218 × 49 cm (19" × 46 ½")
FIT 155 RELOADED DELUXE	472 cm (15' 6")	76,2 cm (28 ½")	300 kg (661 lbs)	36-38 kg (79-84 lbs)	218 × 49 cm (19" × 46 ½")
CANOEES					
					OUTDOOR
					OUTDOOR ELITE
AQUA AVANT	442 cm (14'6")	86 cm (34")	270 kg (595 lbs)	46-48 kg (101-106 lbs)	
YUMA	470 cm (15'4")	95 cm (37")	300 kg (661 lbs)	48-50 kg (106-110 lbs)	
AUSTIN	465 cm (15'3")	90 cm (35")	270 kg (595 lbs)	46-48 kg (101-105 lbs)	
SIoux	500 cm (16'4")	97 cm (38")	500 kg (1102 lbs)	50-52 kg (110-114 lbs)	
DAKOTA	505 cm (16'7")	90 cm (35 ½")	400 kg (883 lbs)	27 kg (60 lbs)	
DAKOTA PE	505 cm (16'7")	90 cm (35 ½")	400 kg (883 lbs)	35 kg (77 lbs)	
WHITewater & COMPETITION KAYAKS					
			CAPACITY	PE	OUTDOOR
					OUTDOOR ELITE
					COCKPIT
APEX	310 cm (10'2")	68 cm (27")	120 kg (264 lbs)	23-25 kg (50-55 lbs)	88 × 54 cm (31" × 21")

TAHE MARINE

ARTISTIC
ROBSON
EGALIS

STORAGE

**RETRACTABLE
SKEG**
RUDDER
**RETRACTABLE
SKEG + RUDDER**

FRONT	REAR	OTHER	
	round hatch: 24 cm (10")		
oval hatch: 44 x 26 cm (17" x 10 1/4")	oval hatch: 44 x 26 cm (17" x 10 1/4")		x
oval hatch: 44 x 26 cm (17" x 10 1/4")	oval hatch: 44 x 26 cm (17" x 10 1/4")		x
round hatch: 24 cm (10")	oval hatch: 44 x 26 cm (17" x 10 1/4")	2x mini-box: 15 cm (6")	x
round hatch: 24 cm (10")	oval hatch: 44 x 26 cm (17" x 10 1/4")		x
FRONT	REAR	OTHER	
	round hatch: 24 cm (10")		
FRONT	REAR	OTHER	
			x



FEATURES AND OPTIONS

All Tahe Marine kayaks are fitted with the most important features a paddler needs for a safe and convenient trip. More and more people like to fit custom options on their kayaks which make the overall performance even better. Therefore we offer a wide range of custom options to make your kayak stand out from the crowd.



RUDDER

Several rudder options available! We use only the best rudders on the market.



FOOTCONTROL

Several footcontrol sets available! We use only the best footcontrols on the market.



KAYAK SEATS

Comfortable seat padding tailor made according to Tahe Marine kayak seats.



SELF-RESCUE STRAPS

Several of our kayaks are supplied with self-rescue straps, which increase safety in reentering the kayak.



SKEG CONTROL

Several skeg control systems available!



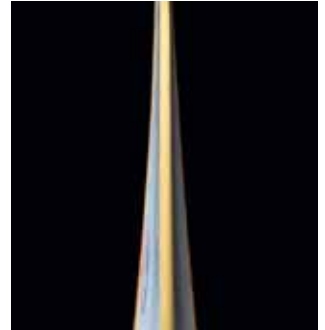
HATCH COVERS

Several water tight hatch covers available! We use only the best hatch covers on the market!



COMPASS

Custom option.



REINFORCED KEEL STRIP

Custom option, consists of 50 mm wide kevlar tape on the hull of the kayak, covered with topcoat according to the colour option the customer wants.



LOCK SYSTEM

Several of our kayaks are supplied with the system to safely lock Your kayak.



BACKREST

Backrest gives good support during paddling. Several backrest versions available!



THIGH PADS

Soft cell foam pads to be mounted inside cockpit area, in order to improve even more cockpit comfort!



RETRACTABLE SKEG

We use only the best retractable skegs on the market.

SEA KAYAKS

WIND SOLO

Wind Solo is one of the bestselling and popular models in Tahe Marine range. It is a fast and efficient kayak that is a joy to paddle.

Wind Solo features a shallow V-shaped hull which ensures fast acceleration, speed, and a nice balance between maneuverability and tracking. It suits for a wide range of kayakers with different skill levels. Wind Solo can handle a variety of paddling conditions on the ocean and is equipped with three hatches and spacious storage compartments for all the equipment you may need.

Wind Solo is an excellent choice for exercise and longer expeditions. Wind Solo comes with either a skeg or rudder/skeg combination.

LENGTH / WIDTH	505 cm (16'7") / 54 cm (21 ¼")
CAPACITY APPROX	130 kg (287 lbs)
COCKPIT	80 x 42 cm (31 ½" x 16 ½")
SPRAYSKIRT SIZE	L: 87,5 x 51,5 cm (34 ½" x 20 ½")
WEIGHT	Outdoor: 22-24 kg (49-53 lbs) Outdoor-Elite: 22-24 kg (49-53 lbs)
STORAGE	Front: round hatch 24 cm (10") Mini-box: 15 cm (6") Rear: oval hatch 44 x 26 cm (17" x 10 ¼")
STANDARD FEATURES	Thigh pads
OPTIONAL FEATURES	Compass, DELUXE Package (Adjustable thigh braces + Deluxe seat), w-line, reinforced keel strip, heavy duty version.

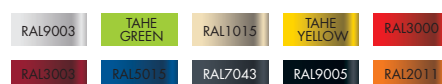
RETRACTABLE SKEG

RETRACTABLE SKEG + RUDDER

HULL CROSS SECTION TYPE



COLORS



SEA KAYAKS

WIND SOLO PE

Wind Solo PE is a tough sea/touring kayak with great speed and high level of tracking.

It has a shallow "V" shaped hull and an exceptional performance regardless of your skill level. It has good stability and comfort to make your paddling experience even more enjoyable. Featuring enough storage capacity for longer expeditions, but is also an excellent choice for exercise. Wind Solo PE comes with either a rudder/skeg combination.

LENGTH / WIDTH	505 cm (16'7") / 54 cm (21 1/4")
CAPACITY APPROX	130 kg (287 lbs)
COCKPIT	88,5 cm x 49 cm (34 3/4" x 19 1/2")
WEIGHT	PE: 27-29 kg (59-63 lbs)
SPRAYSKIRT SIZE	XL: 94 x 54,5 cm (37" x 21 1/2")
STORAGE	Front: round hatch 24 cm (10") Mini-box: 15 cm (6") Rear: oval hatch 44 x 26 cm (17" x 10 1/4")
STANDARD FEATURES	Thigh pads
OPTIONAL FEATURES	DELUXE Package (Adjustable thigh braces + Deluxe seat).
RETRACTABLE SKEG + RUDDER	

HULL CROSS SECTION TYPE**COLORS**

TAHE MARINE

ARTISTIC
ROBSON
EGALIS

SEA KAYAKS

WIND 535

Wind 535 is a high performance sea and touring kayak, made for medium to large sized paddlers.

The larger cockpit size with thigh braces provides a good fit and grip during paddling. Paddle entry straps on the deck insure the easy re-entry. This high volume sea kayak is incredibly easy to maneuver and shallow V-shaped hull provides fast acceleration and high speed. Wind 535 kayak is equipped with two spacious oval hatches for easier storage in compartments and a mini-box for smaller equipment. Winds are an excellent choice for marathons, exercise trips and longer expeditions. Wind 535 comes with either a skeg or rudder/skeg combination.

LENGTH / WIDTH	535 cm (17'7") / 54 cm (21 ¼")
CAPACITY APPROX	140 kg (309 lbs)
COCKPIT	80 x 42 cm (31 ½" x 16 ½")
SPRAYSKIRT SIZE	L: 87,5 x 51,5 cm (34 ½" x 20 ½")
WEIGHT	Outdoor: 23-25 kg (51-55 lbs) Outdoor-Elite: 23-25 kg (51-55 lbs)
STORAGE	Front: oval hatch 44 x 26 cm (17" x 10 ¼") Mini-box: 15 cm (6") Rear: oval hatch 44 x 26 cm (17" x 10 ¼")
STANDARD FEATURES	Thigh pads
OPTIONAL FEATURES	DELUXE Package (Adjustable thigh braces + Deluxe seat), w-line, reinforced keel strip, heavy duty version.
RETRACTABLE SKEG	
RETRACTABLE SKEG + RUDDER	

HULL CROSS SECTION TYPE



Shallow "V"

COLORS

RAL9003	TAHE GREEN	RAL1015	TAHE YELLOW	RAL3000
RAL3003	RAL5015	RAL7043	RAL9005	RAL2011



WIND 535

TAHE MARINE

ARTISTIC
ROBSON
EGALIS

SEA KAYAKS

WIND 555

Wind 555 is tough yet sleek and fast sea kayak with great maneuverability.

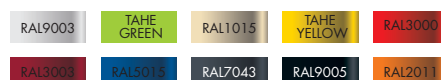
Wind 555 is designed with shallow V-shaped hull, which provides fast acceleration, incredibly high speed and excellent maneuverability. This is an excellent choice for marathons, exercise trips and longer expeditions. Wind 555 comes with either a skeg or rudder/skeg combination.

LENGTH / WIDTH	555 cm (18'2") / 54 cm (21 1/4")
CAPACITY APPROX	140 kg (309 lbs)
COCKPIT	80 x 42 cm (31 1/2" x 16 1/2")
SPRAYSKIRT SIZE	L: 87,5 x 51,5 cm (34 1/2" x 20 1/2")
WEIGHT	Outdoor: 23-25 kg (51-55 lbs) Outdoor-Elite: 23-25 kg (51-55 lbs)
STORAGE	Front: round hatch 24 cm (10") Mini-box: 15 cm (6") Day-hatch: 15 cm (6") Rear: oval hatch 44 x 26 cm (17" x 10 1/4")
STANDARD FEATURES	Thigh pads
OPTIONAL FEATURES	Compass, DELUXE Package (Adjustable thigh braces + Deluxe seat), w-line, reinforced keel strip, heavy duty version, Gold-line color option.
RETRACTABLE SKEG	
RETRACTABLE SKEG + RUDDER	

HULL CROSS SECTION TYPE



COLORS



SEA KAYAKS

WIND 585

Wind 585 is the fastest sea touring kayak in Tahe Marine range and perfect for marathons, exercise, day trips and longer expeditions.

It is a sleek and elegant kayak that is designed for experienced to expert paddlers. Wind 585 is equipped with 3 large watertight storage compartments and a mini-box in order to pack even the heaviest gear for races and expeditions. The kayak has an excellent tracking and is designed with shallow V-shape and round edges which secures fast acceleration and very high end speed.

Wind 585 kayak comes with either a skeg or rudder/skeg combination.

LENGTH / WIDTH	585 cm (19'2") / 54 cm (21 1/4")
CAPACITY APPROX	160 kg (353 lbs)
COCKPIT	80 x 42 cm (31 1/2" x 16 1/2")
SPRAYSIRT SIZE	L: 87,5 x 51,5 cm (34 1/2" x 20 1/2")
WEIGHT	Outdoor: 24-26 kg (53-57 lbs) Outdoor-Elite: 24-26 kg (53-57 lbs)
STORAGE	Front: round hatch 24 cm (10") Mini-box: 15 cm (6") Day-hatch: 15 cm (6") Rear: oval hatch 44 x 26 cm (17" x 10 1/4")
STANDARD FEATURES	Thigh pads
OPTIONAL FEATURES	Compass, DELUXE Package (Adjustable thigh braces + Deluxe seat), w-line, reinforced keel strip, heavy duty version.

RETRACTABLE SKEG

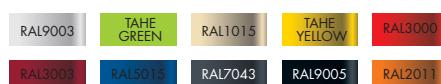
RETRACTABLE SKEG + RUDDER

HULL CROSS SECTION TYPE



Shallow "V"

COLORS



SEA KAYAKS

REVAL MINI LC

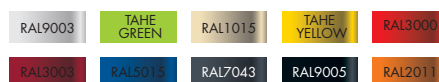
Reval Mini LC is a British style kayak with a slightly more volume. It has a superb stability and performance in all sea conditions.

Reval Mini LC is a responsive kayak that is really easy to turn. LC is perfect for medium sized paddler, who want to enjoy a roomier cockpit area. The LC cockpit with thigh braces provides an easier entry and good support. The hull is designed with rocker and up-swept bow and stern. The initial stability of the Reval Mini LC is a little higher providing a secure feeling. Reval Mini LC sea touring kayak is for paddlers who are looking for a nice British style kayak that can handle more challenging sea conditions. The Reval series kayaks are equipped with retractable skeg or retractable skeg/rudder option.

LENGTH / WIDTH	490 cm (16'1") / 54 cm (21 ¼")
CAPACITY APPROX	120 kg (265 lbs)
COCKPIT	80 x 42 cm (31 ½" x 16 ½")
SPRAYSKIRT SIZE	XL: 94 x 54,5 cm (37" x 21 ½")
WEIGHT	Outdoor: 20-22 kg (44-49 lbs) Outdoor-Elite: 20-22 kg (44-49 lbs)
STORAGE	Front: round hatch 24 cm (10") Day-hatch: 15 cm (6") Rear: oval hatch 44 x 26 cm (17" x 10 ¼")
STANDARD FEATURES	Thigh pads
OPTIONAL FEATURES	Compass, DELUXE Package (Adjustable thigh braces + Deluxe seat), reinforced keel strip, heavy duty version.
RETRACTABLE SKEG	
RETRACTABLE SKEG + RUDDER	
HULL CROSS SECTION TYPE	



COLORS



TAHE MARINE

ARTISTIC
ROBSON
EGALIS

SEA KAYAKS

REVAL MINI LC PE

The Reval Mini LC PE is a PE version of Reval Mini LC composite kayak. Reval Mini LC is a British style kayak with a slightly more volume. It has a superb stability and performance in all sea conditions.

Reval Mini LC PE is a responsive kayak that is really easy to turn. LC is perfect for medium sized paddler, who want to enjoy a roomier cockpit area. The LC PE cockpit with thigh braces provides an easier entry and good support. The hull is designed with rocker and upswept bow and stern. The initial stability of the Reval Mini LC PE is a little higher providing a secure feeling. Reval Mini LC PE sea touring kayak is for paddlers who are looking for a nice British style kayak that can handle more challenging sea conditions. The Reval series kayaks are equipped with retractable skeg or retractable skeg/rudder option.

LENGTH / WIDTH	490 cm (16'1") / 54 cm (21 ¼")
CAPACITY APPROX	120 kg (265 lbs)
COCKPIT	88 x 51 cm (34 ½" x 20")
SPRAYSKIRT SIZE	XL: 94 x 54,5 cm (37" x 21 ½")
WEIGHT	PE: 26-29 kg (57-64 lbs)
STORAGE	Front: round hatch 24 cm (10") Day-hatch: 15 cm (6") Rear: oval hatch 44 x 26 cm (17" x 10 ¼")
STANDARD FEATURES	Thigh pads
OPTIONAL FEATURES	Compass, DELUXE Package (Adjustable thigh braces + Deluxe seat).
RETRACTABLE SKEG	
RETRACTABLE SKEG + RUDDER	
HULL CROSS SECTION TYPE	COLORS



TAHE MARINE

ARTISTIC
ROBSON
EGALIS

SEA KAYAKS

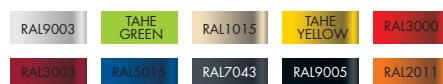
REVAL MIDI PERFORMANCE

Reval Midi Performance is a tough kayak ideal for all adrenaline seekers.

The Midi is designed with rocker and upswept bow & stern to handle challenging conditions on the sea. The kayak deck is equipped with 2 oval hatches, mini-box in front and a day-hatch for easier entry into compartments. Reval Midi is a medium volume kayak that also suits well for weekend-trips and shorter expeditions.

Reval Midi kayak is British style kayak that is equipped with retractable skeg or retractable skeg & rudder.

LENGTH / WIDTH	520 cm (17'1") / 54 cm (21 ¼")
CAPACITY APPROX	130 kg (287 lbs)
COCKPIT	80 x 42 cm (31 ½" x 16 ½")
SPRAYSIRT SIZE	XL: 94 x 54,5 cm (37" x 21 ½")
WEIGHT	Outdoor: 21-23 kg (46-51 lbs) Outdoor-Elite: 21-23 kg (46-51 lbs)
STORAGE	Front: oval hatch 44 x 26 cm (17" x 10 ¼") Mini-box: 15 cm (6") Day-hatch: 15 cm (6") Rear: oval hatch 44 x 26 cm (17" x 10 ¼")
STANDARD FEATURES	Thigh pads
OPTIONAL FEATURES	Compass, DELUXE Package (Adjustable thigh braces + Deluxe seat), r-line, reinforced keel strip, heavy duty version.
RETRACTABLE SKEG	
RETRACTABLE SKEG + RUDDER	

HULL CROSS SECTION TYPE**COLORS**

TAHE MARINE

ARTISTIC
ROBSON
EGALIS



SEA KAYAKS

REVAL MIDI PERFORMANCE PE

Reval Midi Performance is a tough kayak ideal for all adrenaline seekers. Midi PE is responsive and wonderfully stable even in breaking waves and strong winds.

The Midi is designed with rocker and upswept bow & stern to handle challenging conditions on the sea. The kayak deck is equipped with 2 oval hatches, mini-box in front and a day-hatch for easier entry into compartments. Reval Midi is a medium volume kayak that also suits well for weekend-trips and shorter expeditions.

Reval Midi kayak is British style kayak that is equipped with retractable skeg or retractable skeg & rudder.

LENGTH / WIDTH	515 cm (16'1") / 56 cm (22")
CAPACITY APPROX	130 kg (287 lbs)
COCKPIT	85,5 x 48 (33 ½" x 18 ½")
SPRAYSIRT SIZE	L: 87,5 x 51,5 cm (34 ½" x 20 ½")
WEIGHT	3 layer PE: 28–30 kg (61–66 lbs)
STORAGE	Front: round hatch 24 cm (10") Mini-box: 15 cm (6") Day-hatch: 15 cm (6") Rear: oval hatch 44 x 26 cm (17" x 10 ¼")
STANDARD FEATURES	Thigh pads
OPTIONAL FEATURES	DELUXE Package (Adjustable thigh braces + Deluxe seat).
RETRACTABLE SKEG	
RETRACTABLE SKEG + RUDDER	
HULL CROSS SECTION TYPE	COLORS
 Shallow "V"	



SEA KAYAKS



REVAL MIDI PE

Reval Midi PE is a tough kayak ideal for all adrenaline seekers. Midi PE is responsive and wonderfully stable even in breaking waves and strong winds.

The Midi is designed with rocker and upswept bow & stern to handle challenging conditions on the sea. The kayak deck is equipped with 2 oval hatches and a day-hatch for easier entry into compartments. Reval Midi is a medium volume kayak that also suits well for week-end-trips and shorter expeditions.

Reval Midi kayak is British style kayak that is equipped with retractable skeg & rudder.



LENGTH / WIDTH	515 cm (16'11") / 56 cm (22")
CAPACITY APPROX	130 kg (287 lbs)
COCKPIT	85,5 x 48 (33 1/2" x 18 1/2")
SPRAYSIRT SIZE	XL: 94 x 54,5 cm (37" x 21 1/2")
WEIGHT	PE: 28-30 kg (61-66 lbs)
STORAGE	Front: round hatch 24 cm (10") Day-hatch: 15 cm (6") Rear: oval hatch 44 x 26 cm (17" x 10 1/4")
STANDARD FEATURES	Thigh pads
OPTIONAL FEATURES	DELUXE Package (Adjustable thigh braces + Deluxe seat).
RETRACTABLE SKEG + RUDDER	
HULL CROSS SECTION TYPE	COLORS
 Shallow "V"	 BLUE

TAHE MARINE

ARTISTIC
ROBSON
EGALIS

SEA KAYAKS

REVAL HV

Reval HV is a high volume British style sea kayak designed for bigger paddlers.

Reval HV has a superb navigability and extra degree of stability even in breaking waves and strong winds. The hull is designed with rocker and upswept bow and stern to handle any challenging conditions of the sea. The kayak deck is equipped with a round, an oval and a day-hatch for easier entry into compartments. Reval HV is suitable for longer trips and expeditions where safety, comfort, carrying capacity and quality construction are essential.

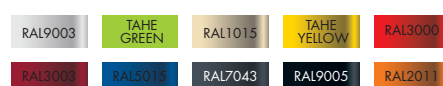
Reval HV is equipped with retractable skeg or retractable skeg/rudder option.

LENGTH / WIDTH	535 cm (17'7") / 60 cm (23 1/2")
CAPACITY APPROX	155 kg (341 lbs)
COCKPIT	83 x 45 cm (32 3/4" x 17 3/4")
SPRAYSKIRT SIZE	XL: 94 x 54,5 cm (37" x 21 1/2")
WEIGHT	Outdoor: 23,5-25,5 kg (52-56 lbs) Outdoor-Elite: 23,5-25,5 kg (52-56 lbs)
STORAGE	Front: round hatch 24 cm (10") Day-hatch: 15 cm (6") Rear: oval hatch 44 x 26 cm (17" x 10 1/4")
STANDARD FEATURES	Thigh pads
OPTIONAL FEATURES	Compass, DELUXE Package (Adjustable thigh braces + Deluxe seat), reinforced keel strip, heavy duty version.
RETRACTABLE SKEG	
RETRACTABLE SKEG + RUDDER	

HULL CROSS SECTION TYPE



COLORS



REVAL HV

TAHE MARINE

ARTISTIC
ROBSON
EGALIS



SEA KAYAKS

REVAL HV PE

Reval HV PE is a high volume British style sea kayak designed for bigger paddlers.

Reval HV PE is a durable 3 layer PE kayak with a superb navigability and extra degree of stability even in breaking waves and strong winds. The hull is designed with rocker and upswept bow and stern to handle any challenging conditions of the sea. The kayak deck is equipped with a round, an oval and a day-hatch for easier entry into compartments. Reval HV PE is suitable for longer trips and expeditions where safety, comfort, carrying capacity and quality construction are essential.

Reval HV PE is equipped with retractable skeg or retractable skeg/rudder option.

LENGTH / WIDTH	535 cm (17'7") / 60cm (23 ½")
CAPACITY APPROX	155 kg (341 lbs)
COCKPIT	83 x 45 cm (32 ¾" x 17 ¾")
SPRAYSKIIRT SIZE	L: 87,5 x 51,5 cm (34 ½" x 20 ½")
WEIGHT	PE 30-32 kg (66-73 lbs)
STORAGE	Front: round hatch 24 cm (10") Day-hatches: 20 cm (8") Mini-box: 15 cm (6") Rear: oval hatch 44 x 26 cm (17" x 10 ¼")
STANDARD FEATURES	Thigh pads
OPTIONAL FEATURES	DELUXE Package (Adjustable thigh braces + Deluxe seat)
RETRACTABLE SKEG	
RETRACTABLE SKEG + RUDDER	
HULL CROSS SECTION TYPE	COLORS
 Shallow "V"	





SEA KAYAKS

OCEANSPIRIT

The OceanSpirit PE has the highest volume of the Spirit series.

It has a soft chines and a V-shape hull which makes it easier to handle in the waves. The OceanSpirit PE is a kayak that does a lot of things well. It is a great kayak for general touring, current play, rolling or even moderate open ocean travel and is an excellent choice for a range of paddler sizes with different skill levels. The deck is equipped with one round, one oval and a round day-hatch in order to easily store the gear. Our Spirit series is meant for paddlers, who appreciate a quality product that comes at an affordable price. All Spirit series kayaks come with a rudder/skeg combination.

The spirit series are our „go-to“ boats for the paddler who doesn't have an armada to choose from. There is always a trade-off between handling, speed, and stability; our designers had balance in mind for these kayaks. The balance changes with the skill level of the paddler. Keeping this in mind, our designers came up with four progressively advanced kayaks.

LENGTH / WIDTH	519 cm (17") / 58 cm (23")
CAPACITY APPROX	135 kg (298 lbs)
COCKPIT	88 x 44 cm (34 ½" x 17 ¼")
SPRAYSKIRT SIZE	XL: 94 x 54,5 cm (37" x 21 ½")
WEIGHT	PE: 27-29 kg (59-64 lbs)
STORAGE	Front: round hatch 24 cm (10") Mini-box: 15 cm (6") Rear: oval hatch 44 x 26 cm (17" x 10 ¼")
STANDARD FEATURES	Thigh pads
OPTIONAL FEATURES	DELUXE Package (Adjustable thigh braces + Deluxe seat)
RETRACTABLE SKEG + RUDDER	
HULL CROSS SECTION TYPE	COLORS
 Shallow "V"	





SEA/TOURING KAYAKS

SEASPIRIT

Seaspirit is a truly multifunctional kayak and very evenly balanced.

The kayak hull is designed with a shallow V-bottom with hard chine and flared sides, which will secure a stable performance. This safe and stable boat is perfect for beginners, but can bring a lot of joy to an experienced paddler as well. SeaSpirit PE is designed for longer trips or even expeditions, as it has 2 oval hatches to ease the storage of the gear. The standard deck layout allows space for an extra paddle, map, or other accessories needed on the water. The Spirit series is the perfect choice for those, who appreciate a quality product that comes at an affordable price. The Spirit series kayaks come with a rudder/skeg combination.

The Spirit series are our „go-to“ boats for the paddler who doesn't have an armada to choose from. There is always a trade-off between handling, speed, and stability; our designers had balance in mind for these kayaks. The balance changes with the skill level of the paddler. Keeping this in mind, our designers came up with four progressively advanced kayaks.

LENGTH / WIDTH	500 cm (16'5") / 56 cm (22")
CAPACITY APPROX	135 kg (298 lbs)
COCKPIT	78 x 42 cm (30 ¼" x 16 ½")
SPRAYSIRT SIZE	XL: 94 x 54,5 cm (37" x 21 ½")
WEIGHT	25-27 kg (55-60 lbs)
STORAGE	Front: oval hatch 44 x 26 cm (17" x 10") Rear: oval hatch 44 x 26 cm (17" x 10")
STANDARD FEATURES	Thigh pads
OPTIONAL FEATURES	DELUXE Package (Adjustable thigh braces + Deluxe seat).
RETRACTABLE SKEG + RUDDER	
HULL CROSS SECTION TYPE	COLORS
 Hard chine	 BLUE





SEA/TOURING KAYAKS

PLAYSPIRIT

PlaySpirit PE is designed to keep things fun!

With rocker hull-shape this is a playful kayak. PlaySpirit handles great in the waves and is also rather easy to roll. With a hard chine and a V-shaped bottom with fine endings at the bow and stern, this kayak is made to maneuver. A set of three storage hatches can fit the gear easily in addition to numerous cords on the deck. PlaySpirit PE comes with skeg and rudder combination.

The Spirit series are our „go-to“ boats for the paddler who doesn't have an armada to choose from. There is always a trade-off between handling, speed, and stability; our designers had balance in mind for these kayaks. The balance changes with the skill level of the paddler. Keeping this in mind, our designers came up with four progressively advanced kayaks.

LENGTH / WIDTH	467 cm (15'4") / 59 cm (23 ¼")
CAPACITY APPROX	120 kg (265 lbs)
COCKPIT	90 x 49 cm (34 ½" x 19 ¼")
SPRAYSKIRT SIZE	XL: 94 x 54,5 cm (37" x 21 ½")
WEIGHT	PE: 25-27 kg (55-60 lbs)
STORAGE	Front: round hatch 24 cm (10") Day-hatch: 15 cm (6") Rear: oval hatch 44 x 26 cm (17" x 10")
STANDARD FEATURES	Thigh pads
OPTIONAL FEATURES	DELUXE Package (Adjustable thigh braces + Deluxe seat).
RETRACTABLE SKEG + RUDDER	
HULL CROSS SECTION TYPE	COLORS
 Hard chine	 ORANGE



TAHE MARINE

ARTISTIC
ROBSON
EGALIS

SEA KAYAKS

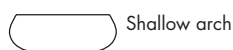
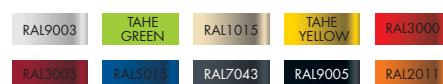
BAYSPIRIT

The BaySpirit is a fast sea kayak for more advanced paddlers.

Bayspirit's slightly round hull design makes it a very fast yet comfortably stable sea kayak. The deck has a place for an extra paddle, map, or other accessories needed on the water and also a Mini-box, to have an easier access to essential gear. It is a perfect choice for those, who appreciate a quality product that comes at an affordable price.

BaySpirit comes with either a skeg or rudder/skeg combination.

LENGTH / WIDTH	525 cm (17'3") / 56 cm (22")
CAPACITY APPROX	135 kg (298 lbs)
COCKPIT	80 x 42 cm (31 1/2" x 16 1/2")
SPRAYSKIRT SIZE	L: 87,5 x 51,5 cm (34 1/2" x 20 1/2")
WEIGHT	Outdoor: 22,5-24,5 kg (50-54 lbs) Outdoor-Elite: 22,5-24,5 kg (50-54 lbs)
STORAGE	Front: round hatch 24 cm (10") Mini-box: 15 cm (6") Rear: oval hatch 44 x 26 cm (17" x 10 1/4")
STANDARD FEATURES	Thigh pads
OPTIONAL FEATURES	Compass, DELUXE Package (Adjustable thigh braces + Deluxe seat), reinforced keel strip, heavy duty version.

RETRACTABLE SKEG**RETRACTABLE SKEG + RUDDER****HULL CROSS SECTION TYPE****COLORS**

TOURING KAYAKS
**LIFESTYLE
420**

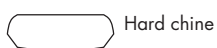
Lifestyle 420 PE has proven itself successfully and become a demanded kayak on the market.

This kayak is suitable for smaller to medium sized paddler. The rather large cockpit provides a much easier entry to the kayak. Lifestyle 420 PE is equipped with two oval hatches for easier packing and access to equipment. The hull has been designed keeping initial stability in mind. This kayak is a suitable for a beginner paddler.

With the oversized cockpits and increased stability, some may think The Lifestyle series kayaks are just meant for beginners, but our design team has far exceeded expectations. Though these kayaks are extremely stable, they have exceptional handling and a surprising amount of speed.



LENGTH / WIDTH	420 cm (16'2") / 63 cm (24")
CAPACITY APPROX	145 kg (320 lbs)
COCKPIT	91,5 x 51 cm (36" x 20")
SPRAYSKIRT SIZE	XL: 94 x 54,5 cm (37" x 21 1/2")
WEIGHT	PE: 25-27 kg (55-60 lbs)
STORAGE	Front: oval hatch 44 x 26 cm (17" x 10 1/4") Rear: oval hatch 44 x 26 cm (17" x 10 1/4")
STANDARD FEATURES	Thigh pads
OPTIONAL FEATURES	DELUXE Package (Adjustable thigh braces + Deluxe seat).
RUDDER	

HULL CROSS SECTION TYPE**COLORS**

 GREEN

TAHE MARINE

ARTISTIC
ROBSON
EGALIS





RECREATIONAL
**LIFESTYLE
500**

Lifestyle 500 PE is the biggest volume PE kayak in the series.

The deck is equipped with 3 hatches – one oval, one round and one day-hatch in order to easily pack your gear for a weekend trip. The hull is designed keeping in mind great initial stability in order for it to be a great family kayak for paddlers with different skills. The hard chine and the long waterline on this kayak hull design gives a good change to increase and maintain speed quite easily. Lifestyle 500 PE is also designed for easy entry, due to the biggest cockpit size in the Tahe Marine portfolio. This kayak comes in standard equipped with rudder.

The customers who choose their kayak from the Lifestyle series will be the most pleasantly surprised. With the oversized cockpits and increased stability, some may think these are just meant for beginners, but our design team has far exceeded expectations. Though these kayaks are extremely stable, they have exceptional handling and a surprising amount of speed.

LENGTH / WIDTH	500 cm (16'4") / 59 cm (23 ¼")
CAPACITY APPROX	135 kg (298 lbs)
COCKPIT	95,5 x 51,5 cm (37 ¼" x 20 ¼")
SPRAYSKIRT SIZE	2XL: 101 x 54,5 cm (39 ¾" x 21 ½")
WEIGHT	PE: 28-30 kg (62-66 lbs)
STORAGE	Front: oval hatch 44 x 26 cm (17" x 10 ¼") Rear: oval hatch 44 x 26 cm (17" x 10 ¼")
STANDARD FEATURES	Thigh pads
OPTIONAL FEATURES	DELUXE Package (Adjustable thigh braces + Deluxe seat).
RUDDER	
HULL CROSS SECTION TYPE	COLORS
 Hard chine	 RED



TAHE MARINE

ARTISTIC
ROBSON
EGALIS

TOURING KAYAKS
**LIFESTYLE
SOLO**

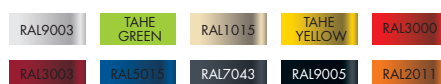
Solo is a stable day-touring kayak made for smaller size paddlers and for beginners.

Lifestyle Solo is extremely stable with an oversized cockpit that provides easy entry and exit. Lifestyle Solo has an exceptional handling, but also a surprising amount of speed to keep things fun. Lifestyle Solo is equipped with two round hatches for easier packing and access to equipment.

In standard Lifestyle Solo has no rudder installed and can be easily paddled with out one, but optionally the complete rudder set can be installed.



LENGTH / WIDTH	400 cm (13'2") / 56 cm (22")
CAPACITY APPROX	100 kg (220 lbs)
COCKPIT	75 x 42 cm (29 ½" x 16 ½")
SPRAYSKIRT SIZE	M: 81,5 x 51 cm (32" x 20")
WEIGHT	Outdoor: 18-20 kg (40-44 lbs) Outdoor-Elite: 18-20 kg (40-44 lbs)
STORAGE	Front: round hatch 24 cm (10") Rear: round hatch 24 cm (10")
STANDARD FEATURES	Thigh pads
OPTIONAL FEATURES	Compass, DELUXE Package (Adjustable thigh braces + Deluxe seat), w-line, reinforced keel strip, heavy duty versions.

RUDDER**HULL CROSS SECTION TYPE****COLORS**

TOURING KAYAKS

LIFESTYLE SOLO PE

Lifestyle Solo PE is suitable for smaller size paddlers, who appreciate stability and safety.

Lifestyle Solo is extremely stable with an oversized cockpit that provides easy entry and exit. Lifestyle Solo has an exceptional handling, but also a surprising amount of speed to keep things fun. Lifestyle Solo is equipped with two round hatches for easier packing and access to equipment.

In standard Lifestyle Solo has no rudder installed and can be easily paddled with out one, but optionally the complete rudder set can be installed.



LENGTH / WIDTH	382 cm (12'6") / 54 cm (21 ¼")
CAPACITY APPROX	90 kg (198 lbs)
COCKPIT	72 x 42 cm (28 ¼" x 16 ½")
SPRAYSKIIRT SIZE	M: 81,5 x 51 cm (32" x 20")
WEIGHT	PE: 21-23 kg (46-51 lbs)
STORAGE	Front: round hatch 24 cm (10") Rear: round hatch 24 cm (10")
STANDARD FEATURES	Thigh pads
OPTIONAL FEATURES	DELUXE Package (Adjustable thigh braces + Deluxe seat).

OPTIONAL RUDDER**HULL CROSS SECTION TYPE****COLORS**

 BLUE

RECREATIONAL
FIT 96 PE

The smallest kayak in Fit range offers enjoyable paddling for beginners and intermediate paddlers.

Fit 96 offers a great blend of stability and performance. Fit 96 has an excellent glide, comfortable interior and fully rigged deck. It is an efficient and light touring kayak.



LENGTH / WIDTH	290 cm (9'6") / 76 cm (30")
CAPACITY APPROX	130 kg (286 lbs)
COCKPIT	115 x 50 cm (45 1/4" x 19 1/2")
SPRAYSKIRT SIZE	4XL: 112,5 x 61,5 cm (44 1/4" x 24 1/4")
WEIGHT	PE: 22-24 kg (48-53 lbs)
STANDARD FEATURES	Thigh pads

HULL CROSS SECTION TYPE

Hard chine

COLORS



 YELLOW

TOURING KAYAKS
FIT 111 PE

Fit 111 is a stable day-touring kayak. This kayak provides increased speed.

Fit 111 glides well and tracks straight. It has a comfortable and generous sized cockpit making it easier to enter the boat. Short length keeps it manoeuvrable and also very easy to handle outside the water. Suits best for kayaking in inland waters.





LENGTH / WIDTH	337 cm (11'1") / 72 cm (30")
CAPACITY APPROX	130 kg (286 lbs)
COCKPIT	115 x 50 cm (45 1/4" x 19 1/2")
SPRAYSIRT SIZE	4XL: 112,5 x 61,5 cm (44 1/4" x 24 1/4")
WEIGHT	PE: 23-25 kg (48-53 lbs)
STORAGE	Rear: oval hatch 44 x 26 cm (17" x 10 1/4") Mini-box: 15 cm (6")
STANDARD FEATURES	Thigh pads
OPTIONAL FEATURES	DELUXE Package (Adjustable thigh braces + Deluxe seat).
RETRACTABLE SKEG + RUDDER	
HULL CROSS SECTION TYPE	COLORS
 Hard chine	 GREEN

TOURING KAYAKS
FIT 132 PE

Fit 132 PE is a stable day-touring kayak for beginner to intermediate paddlers to build confidence and develop skills.

The kayak has a hard chine hull that provides great stability. Fit 132 PE glides well and tracks straight. It has a comfortable and generous sized cockpit making it easier to enter the boat. Short length keeps it maneuverable and also very easy to handle outside the water. 132 PE has a deck pocket and two practical storage compartments that can fit all your necessary gear for a longer day trips. Suits best for kayaking in inland waters.



LENGTH / WIDTH	403 cm (13'2") / 65 cm (25")
CAPACITY APPROX	135 kg (298 lbs)
COCKPIT	115 cm x 50 cm (45 1/4" x 19 2/3")
SPRAYSIRT SIZE	4XL: 112,5 x 61,5 cm (44 1/4" x 24 1/4")
WEIGHT	PE: 25-27 kg (55-60 lbs)
STORAGE	Front: round hatch 24 cm (10") Rear: oval hatch 44 x 26 cm (17" x 10 1/4")
STANDARD FEATURES	Thigh pads
OPTIONAL FEATURES	DELUXE Package (Adjustable thigh braces + Deluxe seat).
RETRACTABLE SKEG + RUDDER	
HULL CROSS SECTION TYPE	COLORS
 Hard chine	 YELLOW

TAHE MARINE



ARTISTIC
ROBSON
EGALIS

TOURING KAYAKS
FIT 147 PE

Fit 147 PE is a touring kayak with superb maneuverability, good tracking and affordable price.

The kayak has hard chine hull that provides greater initial stability and fair amount of speed. Fit 147 PE has a roomier cockpit that makes it easier to get inside the boat and gives you more comfortable fit. Two storage compartments can hold your gear for any paddling day trip. This kayak is made of triple layer high-density polyethylene.



LENGTH / WIDTH	445 cm (14'7") / 62 cm (24")
CAPACITY APPROX	150 kg (330 lbs)
COCKPIT	94,5 cm x 47 cm (37" x 18 ½")
SPRAYSKIRT SIZE	XL: 94 x 54,5 cm (37" x 21 ½")
WEIGHT	PE: 26–28 kg (57–62 lbs)
STORAGE	Front: round hatch 24 cm (10") Rear: oval hatch 44 x 26 cm (17" x 10 ¼") (not available for Fit 147 PE CLUB)
STANDARD FEATURES	Thigh pads
OPTIONAL FEATURES	DELUXE Package (Adjustable thigh braces + Deluxe seat).
RETRACTABLE SKEG	
RETRACTABLE SKEG + RUDDER	
HULL CROSS SECTION TYPE	COLORS
 Hard chine	

TAHE MARINE



ARTISTIC
ROBSON
EGALIS

TOURING KAYAKS
FIT 158 PE

Fit 158 PE is a great touring kayak with an excellent glide and maneuverability.

Fit 158 PE is an efficient PE kayak that maintains speed very well and has good acceleration. The hard chine hull provides greater initial stability and good maneuverability. Fit 158 PE has a deck pocket and two storage compartments that can hold your gear for every day trip in mind. This kayak is made of triple layer high-density polyethylene.



LENGTH / WIDTH	479 cm (15'9") / 59 cm (23 ¼")
CAPACITY APPROX	150 kg (330 lbs)
COCKPIT	94,5 cm x 48,5 cm (37" x 19")
SPRAYSIRT SIZE	XL: 94 x 54,5 cm (37" x 21 ½")
WEIGHT	PE: 26-29 kg (57-64 lbs)
STORAGE	Front: round hatch 24 cm (10") Rear: oval hatch 44 x 26 cm (17" x 10 ¼")
STANDARD FEATURES	Thigh pads
OPTIONAL FEATURES	DELUXE Package (Adjustable thigh braces + Deluxe seat).
RETRACTABLE SKEG	
RETRACTABLE SKEG + RUDDER	
HULL CROSS SECTION TYPE	COLORS
 Hard chine	

FIT 158 PE

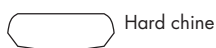
RECREATIONAL TANDEM
FIT 162 PE

Fit 162 is an open cockpit kayak for daytrips and longer tours.

It tracks good and has great stability. Fit 162 has 3 rotomolded PE seats that are comfortable, easy to care for and durable. This kayak can fit 3 people (2 adults + 1 child)



LENGTH / WIDTH	492 cm (16'2") / 82 cm (32 1/4")
CAPACITY APPROX	250 kg (551 lbs)
COCKPIT	225 x 60 cm (88 1/2" x 23 1/2")
COCKPIT DEPTH	31 cm (12")
WEIGHT	PE: 44-46 kg (97-101 lbs)
STORAGE	Rear: round hatch 24 cm (10")

HULL CROSS SECTION TYPE**COLORS**

 BLUE

TOURING KAYAKS

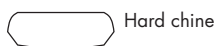
TITRIS 12

A capable & nimble compact sea kayak with good glide & stability.

A slightly upturned bow cuts through chop easily & ample storage capacity in the bow & stern with bulkheads help keep your gear dry. Fully adjustable cockpit includes: Comfortable PE seat with adjustable backrest, thigh braces & footrests.



LENGTH / WIDTH	375 cm (13'3") / 62 cm (24")
CAPACITY APPROX	140 kg (286 lbs)
VOLUME	340 ltr (89 gal)
COCKPIT	85 cm x 48 cm (32" x 18")
COCKPIT DEPTH	37 cm (14")
SPRAYSIRT SIZE	L: 87,5 x 51,5 cm (34 1/2" x 20 1/2")
WEIGHT	PE: 23-25 kg (50-55 lbs)
STORAGE	Front: round hatch 24 cm (10") Rear: oval hatch 42 x 30 cm (16 1/2" x 12")
STANDARD FEATURES	Thigh pads
OPTIONAL RUDDER	

HULL CROSS SECTION TYPE**COLORS**

 BLUE

SIT ON TOP KAYAKS

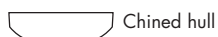
AQUA LEO SOT PE

Aqua Leo SOT is a nice sit-on-top kayak. Perfect for enjoying a fine day on the water, fishing or paddling. The hull design offers you good stability and is ideal in slow-moving and still waters.

Aqua Leo has 5 scupper holes with bungs to drain out the water from the boat plus they won't let water in. Handy bottle holder with bungee in the front will keep your hands free and favorite beverages near. A handy paddle keeper on the side will help you store your paddle securely while resting. Aqua Leo has a reasonable size rear storage area to fit all the necessary gear. Carry handles in rear and front plus side carry handles make handling and transporting the kayak very easy. This boat can be stored in small spaces and launched quickly. Replaceable keel protector keeps the keel protected when dragging your boat on the ground. It's made from single layer polyethylene.



LENGTH / WIDTH	250 cm (8'2") / 76 cm (30")
CAPACITY	140 kg (308 lbs)
COCKPIT	N/A
WEIGHT	PE: 20-23 kg (46-51 lbs)
STORAGE	Rear storage area

HULL CROSS SECTION TYPE

Chined hull

COLORS

TAHE MARINE

ARTISTIC
ROBSON
EGALIS

SIT ON TOP KAYAKS

AQUA MOON SOT ANGLER PE

Aqua Moon SOT PE Angler kayak is a comfortable and stable kayak. It is a versatile sit-on top kayak that is ideal for paddling or fishing on the river or around the coastline.

The kayak is equipped with paddle holder on the side, rear storage area with netting and one front hatch for safe and dry storage. Four scupper holes with bungs won't let the water in and they allow draining it out from the kayak. To keep you cooled with your favorite beverages and keep the essential gear close to you the Aqua Moon has a console in the front with netting and a bottle holder. Reflective safety lines on the sides will keep you visible in the dark and replaceable keel protection in the rear will protect the boat. This kayak is made of single layer polyethylene.

Features:

- 1 adjustable rod holder (front)
- 2 rodholders behind seat

ALSO AVAILABLE AQUA MOON PE



LENGTH / WIDTH	300 cm (9'8") / 75 cm (29 1/2")
CAPACITY	150 kg (330 lbs)
COCKPIT	N/A
WEIGHT	PE: 24-26 kg (53-58 lbs)
STORAGE	Front: round hatch 24 cm (10") Rear storage area

ROD HOLDERS (NOT AVAILABLE ON AQUA MOON PE)

HULL CROSS SECTION TYPE



Chined hull

AQUA MOON SOT ANGLER PE COLORS



AQUA MOON PE COLORS



AQUA MOON

SIT ON TOP KAYAKS

AQUA TEAM PE

Aqua Team tandem sit-on-top design allows easy entry to accommodate paddlers of any size.

This kayak has two adult size seats and one child seat in the middle. The extra space can also be used for storing gear.

The Team is a strong and robust kayak, which makes it unassailable to rough conditions like low depth rivers. This kayak has also an extra reinforcement at the bow which adds to the durability. A total of 7 drainage plugs have also been implemented into the design. The Team suits for paddlers who are looking for a budget kayak with light weight and high stability. It can also be an ideal choice for fishing minded paddlers.



LENGTH / WIDTH	442 cm (14'6") / 86 cm (34")
CAPACITY APPROX	270 kg (595 lbs)
COCKPIT	N/A
WEIGHT	PE: 50-52 kg (110-115 lbs)
STORAGE	Rear storage area

HULL CROSS SECTION TYPE

Flat hull

COLORS

SIT ON TOP KAYAKS

FIT 123 ANGLER/MOTOR


Fit 123 is available in three versions: Fit 123 Angler, Fit 123 Motor and Fit 123 Sail.

Fit 123 Angler is fully equipped with the best fishing features and extras for serious anglers. It is very stable and has plenty of storage space for your equipment and catch.

Fit 123 Motor has all the same features as Fit 123 Angler with one big difference - It has an engine that adds extra power to your fishing trips and gives you the ability to move around fast.

Fit 123 Angler and Motor comes with:

- Comfort seat
- Paddle holder, cup holder
- Rudder & adjustable foot control
- 1 rear hatch & 1 front hatch
- 1 rear & 1 front storage area with rubber bands for securing luggage 7
- Stand up bar 5
- Anchor (5 kg) and anchor rope (20 m) 4
- Two rod holders behind seat 8
- Mounting site for echo-sounder or other equipment 2
- 2 pontoons (95 x 20 cm) and brackets for mounting 6
- 610 x 120 mm grid board 3 with adjustable rod holder 1
- Motor 9 (available for Fit 123 Motor, does not include the battery)

**LENGTH / WIDTH**

375 cm (12'3") / 80 cm (31 1/2")

CAPACITY

200 kg (441 lbs)

DEPTH

43 cm (17")

WEIGHT ANGLER/MOTOR

45-47 kg (100-104 lbs) - without motor, pontoons, and other extra equipment

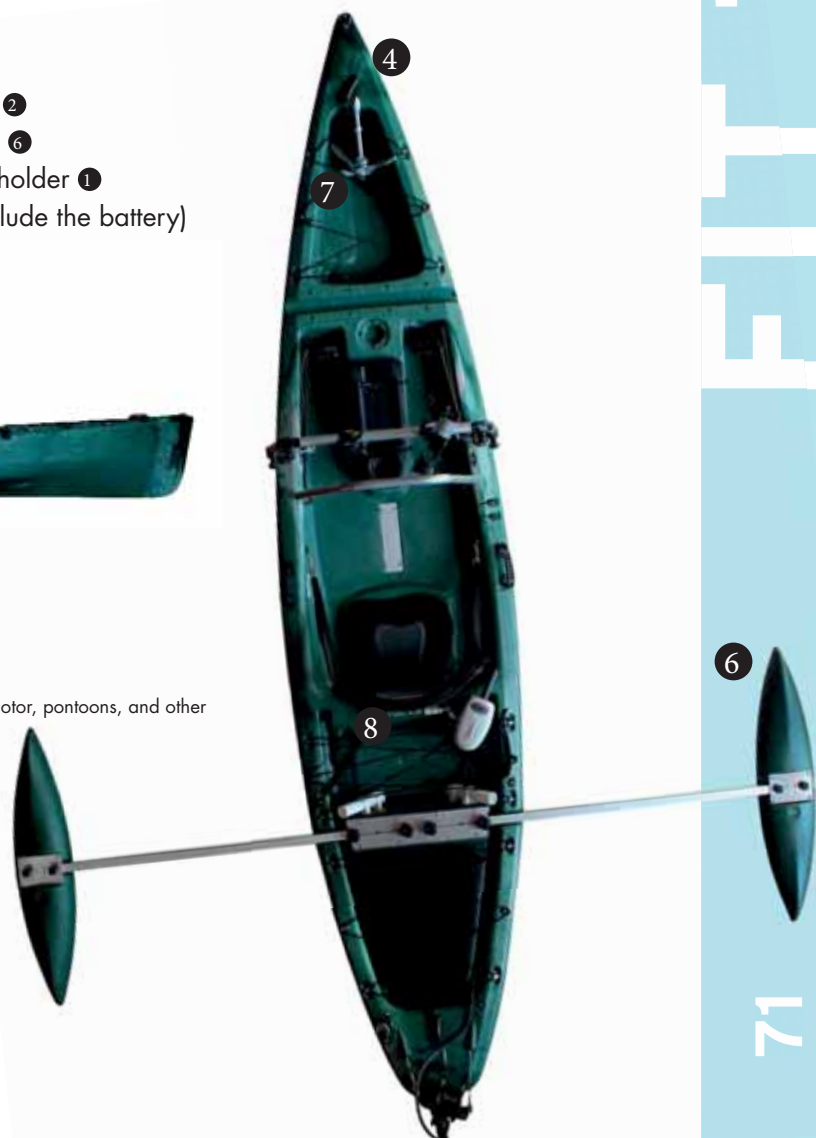
WEIGHT ANGLER/MOTORapprox. 57 kg (126 lbs) /
approx. 63 kg (139 lbs)
fully equipped with pontoons and
fishing features**HULL CROSS SECTION TYPE**

Chined hull

COLORS

YELLOW

CAMOUFLAGE




SIT ON TOP KAYAKS

FIT 132 SOT PE DELUXE ANGLER

Fit 132 SOT Deluxe Angler kayak allows users to stand safely and comfortably while fishing. It is equipped with all necessary features and extras for anglers.

Fit 132 SOT PE Deluxe Angler comes with:

- Deluxe seat ⑦
- Paddle holder, cup holder
- Rudder & adjustable foot control
- 1 front & 1 rear hatch, Mini-Box
- 1 rear & 1 front storage area with netting
- Stand up bar ⑤
- Anchor (5 kg) and anchor rope (20 m) ④
- Two rod holders behind seat
- Mounting site for echo-sounder or other equipment ②
- 2 pontoons (95x20 cm) and brackets for mounting ⑥
- 610 x 120 mm grid board ③ with adjustable rod holder ①



FIT 132 SOT PE DELUXE ANGLER

LENGTH / WIDTH	403 cm (13'2") / 73 cm (28 ½")
COCKPIT	N/A
WEIGHT	PE: 28-30 kg (62-66 lbs) PE: 41-43 kg (90-95 lbs) - fully equipped with pontoons and fishing features
STORAGE	Front: oval hatch 44 x 26 cm (17" x 10 ¼") Rear: round hatch 24 cm (10") Mini-box: 10 cm (4")

HULL CROSS SECTION TYPE



Chined hull

COLORS



YELLOW

CAMOUFLAGE

BLACK

TAHE MARINE

ARTISTIC

ROBSON

EGALIS

SIT ON TOP KAYAKS
KAILUA

A stable & quick double touring kayak with a large cockpit & plenty of room to store gear.

The bow cuts through chop with ease. Comes standard with deck bungees, high collapsible back seats, zig zag footrests.



LENGTH / WIDTH	370 cm (12'1") / 86 cm (34")
CAPACITY APPROX	210 kg (463 lbs)
HEIGHT	47 cm (18")
WEIGHT	PE: 29-31 kg (64-68 lbs)
STORAGE	Rear storage area

COLORS

KAILUA

SIT ON TOP KAYAKS

KAILUA ANGLER

Kailua Angler is a stable tandem kayak for fishing enthusiasts.

Features:

- Recessed D-Rings - means you will not hit your knuckles while paddling or get your rod caught
- Two hatches
- 4 flush mounted rod holders
- One rod holder behind the front seat
- Two paddle holders



LENGTH / WIDTH	370 cm (12'1") / 86 cm (34")
CAPACITY APPROX	209 kg (460 lbs)
HEIGHT	47 cm (18")
STORAGE	2 hatches (in front of the seats): 20 cm (8")
WEIGHT	PE: 28-30 kg (62-66 lbs)
STORAGE	Rear storage area

COLORS



YELLOW

CAMOUFLAGE

BLACK

RECREATIONAL TANDEM

AQUA DUO

A spacious tandem tourer equipped with a super stable hull.

It is suitable for medium to large sized paddlers. The rather large cockpit provides much easier and comfortable entry to the kayak. This kayak is a very good choice for beginner paddlers, but not only.



LENGTH / WIDTH	360 cm (11'9") / 81 cm (32")
CAPACITY APPROX	250 kg (551 lbs)
COCKPIT	82 x 52 cm (32" x 20 1/2")
VOLUME	460 l (121 gal)
WEIGHT	PE: 37-39 kg (81-86 lbs)
STORAGE	Rear: round hatch 24 cm (10")

COLORS

BLUE

TAHE MARINE

ARTISTIC
ROBSON
EGALIS

TANDEM KAYAKS

TANDEM MINI

Tandem Mini, is incredibly versatile tandem with great stability, exceptional handling and comfort of a recreational kayak.

Due to its shorter length, compared with Tandem Maxi, is an easy boat to carry and store. This roomy kayak has two oval hatches and large compartments for either a lot of expedition gear or everything that is necessary for a weekend family trip. The hull is designed to be with a high initial stability, quick acceleration and high end speed. The kayak is equipped in standard with the original smartrack rudder system. If you are interested in a simple, beautiful and a reliable tandem kayak, then the Tandem Mini is without a doubt the right choice for you!

LENGTH / WIDTH

540 cm (17'7") / 71 cm (28")

CAPACITY APPROX

300 kg (661 lbs)

COCKPIT

80 x 42 cm (31 ½" x 16 ½")

SPRAYSKIRT SIZE

M: 81,5 x 51 cm (32" x 20")

WEIGHT

Outdoor: 36-38 kg (79-84 lbs)
Outdoor-Elite: 36-38 kg (79-84 lbs)

STORAGE

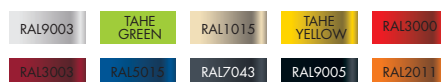
Front: oval hatch 44 x 26 cm (17" x 10 ¼")
Rear: oval hatch 44 x 26 cm (17" x 10 ¼")

STANDARD FEATURES

Thigh pads

OPTIONAL FEATURES

Compass, DELUXE Package (Adjustable thigh braces + Deluxe seat), reinforced keel strip, heavy duty version.

RUDDER**HULL CROSS SECTION TYPE****COLORS**

TANDEM KAYAKS

TANDEM MAXI

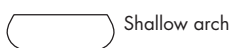
Tandem Maxi is a high quality, stable and stylish touring kayak built for two paddlers.

This kayak has extra volume and a convenient center area to carry your child, four legged friend or extra-large camping equipment on the trip. The kayak deck is equipped with 2 oval hatches for easier entry into compartments. The hull is designed to be with a high initial stability, quick acceleration and high end speed. Tandem Maxi is equipped in standard with the original smarttrack rudder system. If you are interested in a family kayak or a real reliable expedition kayak, then the Tandem Maxi is without a doubt the right choice for you!

LENGTH / WIDTH	645 cm (21'2") / 69 cm (27")
CAPACITY APPROX	350 kg (772 lbs)
COCKPIT	80 x 42 cm (31 1/2" x 16 1/2")
SPRAYSKIRT SIZE	XL: 94 x 54,5 cm (37" x 21 1/2")
WEIGHT	Outdoor: 38-40 kg (84-88 lbs) Outdoor-Elite: 38-40 kg (84-88 lbs)
STORAGE	Front: oval hatch 44 x 26 cm (17" x 10 1/4") Rear: oval hatch 44 x 26 cm (17" x 10 1/4")
STANDARD FEATURES	Thigh pads
OPTIONAL FEATURES	Compass, DELUXE Package (Adjustable thigh braces + Deluxe seat), center seat, reinforced keel strip, heavy duty version.

RUDDER

HULL CROSS SECTION TYPE



COLORS

RAL9003	TAHE GREEN	RAL1015	TAHE YELLOW	RAL3000
RAL3003	RAL5015	RAL7043	RAL9005	RAL2011



TAHE MARINE

ARTISTIC
ROBSON
EGALIS

TANDEM KAYAKS

WIND DUO

This kayak is designed to be the fastest tandem in the Tahe Marine range, what can be used for complex competitions and sea kayak races.

The racing features do not hinder this kayak to be used in shorter sea touring trips. The kayak is designed with shallow V-shape and round edges which secure fast acceleration and high end speed. The tracking of this kayak, due to the hull design is excellent. Thanks to the length and the hull design this kayak is first and foremost designed for experienced to expert paddlers. Wind Duo kayak is equipped in standard with rudder.

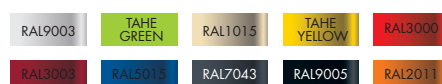
LENGTH / WIDTH	650 cm (21'4") / 60 cm (23 1/2")
CAPACITY APPROX	220 kg (485 lbs)
COCKPIT	80 x 42 cm (31 1/2" x 16 1/2")
COCKPIT DEPTH	35 cm (13 3/4")
SPRAYSKIRT SIZE	L: 87,5 x 51,5 cm (34 1/2" x 20 1/2")
WEIGHT	Outdoor: 32-34 kg (71-75 lbs) Outdoor-Elite: 32-34 kg (71-75 lbs)
STORAGE	Front: round hatch 24 cm (10") Mini-box: 15 cm (6") Mini-box: 15 cm (6") Rear: oval hatch 44 x 26 cm (17" x 10 1/4")
STANDARD FEATURES	Thigh pads
OPTIONAL FEATURES	Compass, DELUXE Package (Adjustable thigh braces + Deluxe seat), w-line, reinforced keel strip, heavy duty version.

RUDDER

HULL CROSS SECTION TYPE



COLORS



TAHE MARINE



ARTISTIC
ROBSON
EGALIS

TANDEM KAYAKS
**LIFESTYLE
DUO PE**

Lifestyle Duo PE is a unique family boat with complete package of speed, control, and comfort.

It is suitable for medium to large sized paddlers. The rather large cockpit provides much easier and comfortable entry to the kayak. The shallow arch hull type has been designed keeping initial stability in mind. Therefore we think that this kayak is a very good choice for beginner paddlers, but not only. Lifestyle Duo is equipped with one round and one oval hatch for easier packing and access to your equipment. This kayak is equipped in standard with a rudder system.

The customers who choose their kayak from the lifestyle series will be the most pleasantly surprised. With the oversized cockpits and increased stability, some may think these are just meant for beginners, but our design team has far exceeded expectations. Though these kayaks are extremely stable, they have exceptional handling and a surprising amount of speed.

LENGTH / WIDTH	525 cm (17'3") / 69 cm (27")
CAPACITY APPROX	260 kg (573 lbs)
COCKPIT	96 cm x 53 cm (37 3/4" x 20 3/4")
SPRAYSKIRT SIZE	3XL: 106,5 x 56 cm (42" x 22")
WEIGHT	PE: 40-43 kg (88-95 lbs)
STORAGE	Front: round hatch 24 cm (10") Rear: oval hatch 44 x 26 cm (17" x 10 1/4")
STANDARD FEATURES	Thigh pads
OPTIONAL FEATURES	Compass, DELUXE Package (Adjustable thigh braces + Deluxe seat).
RUDDER	
HULL CROSS SECTION TYPE	COLORS
 Shallow arch	



TAHE MARINE

ARTISTIC
ROBSON
EGALIS

RECREATIONAL
WAIKIKI

A perfect recreational touring kayak.

The unique shaped hull provides maximum stability plus an ample storage area in the stern for your camping gear.

Available in two versions: *WAIKIKI BASE & WAIKIKI EXPEDITION*

WAIKIKI BASE: PE seat & backrest, zig-zag footrests, deck bungs, no paddle holder, no bulkheads, no hatch, no skeg.

WAIKIKI EXPEDITION: Adjustable smart track footrests, Deluxe seat, skeg, 24 cm hatch, bulkhead, deck bungs, paddle holder.



LENGTH / WIDTH	315 cm (10'3") / 72 cm (26")
CAPACITY APPROX	130 kg (286 lbs)
VOLUME	320 ltr (70 gal)
COCKPIT	90 x 50 cm (35" x 20")
COCKPIT DEPTH	36 cm (14")
SPRAYSIRT SIZE	L: 87,5 x 51,5 cm (34 1/2" x 20 1/2")
WEIGHT	PE: 23-25 kg (51-55 lbs) Expedition: 25-26 kg (55-79 lbs)
STORAGE	Rear: round hatch 24 cm (10") (only available for Waikiki Expedition)
STANDARD FEATURES	Thigh pads
OPTIONAL FEATURES	Skeg

HULL CROSS SECTION TYPE**COLORS**

ZEGUL

TAHE MARINE

ARTISTIC

ROBSON

EGALIS

RECREATIONAL

JAMAICA BASE

A super stable tandem touring kayak perfect for families.

Get out and enjoy calm water paddling and light currents in comfort. Comes in standard with two adult seats with collapsible backs for easier storage and center child's seat.



LENGTH / WIDTH	375 cm (12'3") / 85 cm (33")
CAPACITY APPROX	200 kg (440 lbs)
VOLUME	320 ltr (70 gal)
COCKPIT	218 x 56 cm (85" x 22")
COCKPIT DEPTH	35 cm (13")
WEIGHT	PE: 33-36 kg (73-79 lbs)

COLORS



JAMAICA

TAHE MARINE

ARTISTIC
ROBSON
EGALIS

RECREATIONAL
**JAMAICA
DELUXE**

Jamaica Deluxe is a super stable tandem kayak with two comfort seats and an extra child seat in the middle. It is a comfortable kayak perfect for family outings.

Get out and enjoy calm water paddling and light currents in comfort. Jamaica Deluxe features one center child's seat and two comfortable padded adult seats with handy cup holders.



LENGTH / WIDTH	375 cm (12'3") / 85 cm (33")
CAPACITY APPROX	200 kg (440 lbs)
VOLUME	320 ltr (70 gal)
COCKPIT	218 x 56 cm (85" x 22")
COCKPIT DEPTH	35 cm (13")
WEIGHT	PE: 33-36 kg (73-79 lbs)

COLORS

ZEGUL

TAHE MARINE

ARTISTIC

ROBSON

EGALIS

RECREATIONAL FIT 155 RELOADED BASE

Take Marine Fit 155 Duo Reloaded is a tandem kayak for paddlers of different skill levels. It is durable and roomy kayak that is best for paddling on lakes & rivers.

The Reloaded has 3 rotomolded PE seats that are comfortable, easy to care for and durable. Fit 155 Reloaded tracks good and has great stability.

This kayak can fit 3 people (2 adults + 1 child)



LENGTH / WIDTH	472 cm (15'6") / 76,2 cm (28 ½")
CAPACITY APPROX	300 kg (661 lbs)
COCKPIT	49 cm x 218 cm (19" x 46 ½")
COCKPIT DEPTH	38 cm (15")
WEIGHT	PE: 36-38 kg (79-84 lbs)

COLORS



Fit 155

TAHE MARINE

ARTISTIC
ROBSON
EGALIS

RECREATIONAL
**FIT 155
RELOADED
DELUXE**

Take Marine Fit 155 Duo Reloaded is a tandem kayak for paddlers of different skill levels. It is durable and comfortable kayak that is best for paddling on lakes & rivers.

The Reloaded is more comfortable version of the Fit 155 Reloaded Base. The Deluxe version has been upgraded with two new padded seats that add extra comfort to your paddling trips. Fit 155 Reloaded Deluxe tracks good and is extremely stable.



LENGTH / WIDTH	472 cm (15'6") / 76,2 cm (28 ½")
CAPACITY APPROX	300 kg (661 lbs)
COCKPIT	49 cm x 218 cm (19" x 46 ½")
COCKPIT DEPTH	38 cm (15")
WEIGHT	PE: 36-38 kg (79-84 lbs)

COLORS


CANOES
**AQUA
AVANT PE**

Aqua Avant is a perfect canoe for all rivers and lakes. Avant is very stable and spacious, which makes it very comfortable for daytrips or longer tours.

The hull shape is similar to the Aqua Team SOT, but the deck area is rather different. It fits 3 people and it will still have plenty of space for luggage. Like the Aqua Team, it also has extra reinforcement strip at the bow. Avant has a strong hull and performs well in rough conditions. With its great maneuverability, this budget canoe is suitable for all paddlers who are looking for a little adventure in their life.

AVAILABLE IN 2 VERSIONS:

AQUA AVANT RENTAL PE: Rotomolded PE seats

AQUA AVANT DELUXE PE: Wooden seats with nylon webbing



LENGTH / WIDTH	442 cm (14'6") / 86 cm (34")
CAPACITY APPROX	270 kg (595 lbs)
MATERIAL	PE
WEIGHT	Rental version PE: 52-54 kg (115-119 lbs) Deluxe version PE: 46-48 kg (101-105 lbs)
2 BUOYANCY RESERVES	76 × 17 × 62 cm
SEAT OPTION	rotomolded seats OR wooden webbing seats

HULL CROSS SECTION TYPE

Flat hull

COLORS

AQUA AVANT

TAHE MARINE

ARTISTIC

ROBSON

EGALIS

CANOES

YUMA

Yuma is a real "work horse" that is extremely durable and suits well for rentals & family outings.

The Yuma has a great carrying capacity & the three rotomolded seats are easy to care for. The seats are comfortable & add extra buoyancy. Yuma is super stable & durable canoe that can even be used on the rocky rivers.



LENGTH / WIDTH	470 cm (15'4") / 95 cm (37")
CAPACITY APPROX	300 kg (661 lbs)
HEIGHT	46 cm (18")
WEIGHT	PE: 48-50 kg (106-110 lbs)

COLORS



CANOES

AUSTIN

Austin is a perfect canoe for all rivers and lakes. It is very stable and spacious, which makes it very comfortable for daytrips or longer tours. This canoe fits perfectly for rental business.

It fits 3 people and it will still have plenty of space for luggage. Austin has a strong hull and performs well in rough conditions. With its great manoeuvrability, this budget canoe is suitable for all paddlers who are looking for a little adventure in their life.



LENGTH / WIDTH	465 cm (15'3") / 90 cm (35")
CAPACITY APPROX	270 kg (595 lbs)
WEIGHT	46-48 kg (101-105 lbs)

COLORS



AUSTIN

TAHE MARINE

ARTISTIC

ROBSON

EGALIS

CANOES
SIoux

The Sioux canoes performs efficiently even when its loaded with 4 paddlers. A great choice for recreational paddlers and rental stations.

This canoe offers You maximum stability and convenient handles for easier transportation. Sioux has comfortable rotomolded seats that add extra buoyancy.



LENGTH / WIDTH	500 cm (16'4") / 97 cm (38")
CAPACITY APPROX	500 kg (1102 lbs)
HEIGHT	60 cm (23 ½")
WEIGHT	50-52 kg (110-114 lbs)


COLORS

CANOES

DAKOTA

Dakota is a very durable and stable canoe and has a greater capacity than a first glance would suggest. Dakota is made out of Kevlar which makes it ultra light weight (only 27 kg) and strong, yet its carrying capacity still remains great.

Dakota is perfect for all rivers and lakes, it will serve you and your whole family well. It has a wide beam and classic symmetrical hull.



LENGTH / WIDTH	505 cm (16'7") / 90 cm (35'5")
CAPACITY APPROX	400 kg (883 lbs)
HEIGHT	38 cm (15")
MATERIAL	KEVLAR
WEIGHT	KEVLAR: 27 kg (60 lbs)

COLORS

RAL9003	TAHE GREEN	RAL1015	TAHE YELLOW	RAL3000
RAL3003	RAL5015	RAL7043	RAL9005	RAL2011

DAKOTA

CANOES

DAKOTA PE

Dakota PE is a very durable and stable canoe, which has a greater capacity than a first glance would suggest.

Dakota PE is perfect for all rivers and lakes, it will serve you and your whole family well. It has a wide beam and classic symmetrical hull.



LENGTH / WIDTH	505 cm (16'7") / 90 cm (35'5")
HEIGHT	38 cm (15")
CAPACITY APPROX	400 kg (883 lbs)
MATERIAL	PE
WEIGHT	PE: 35 kg (77 lbs)

COLORS


WHITEWATER & COMPETITION KAYAKS

APEX

Top white water hybrid kayak - stable & responds quickly.

Comes in standard with drop down skeg for speed & tracking in quiet waters. Outfitted with large stern hatch & bulkhead plus easy to reach day hatch with a bag. It has plenty of room for gear, well outfitted deck & cockpit, plus adjustable footrests, backrests and thigh braces to make your ride more comfortable. Apex has a stable, fast and maneuverable hull design that makes it a great boat to enhance your white water skills!

Available in two versions:

APEX CLUB:

- Zig-zag footrests
- Rear hatch
- no bulkhead
- no mini-box
- no adjustable thighbraces
- Deck bungees

APEX:

- Adjustable footrests
- Skeg
- Rear hatch and bulkhead
- Adjustable thighbraces
- Mini-box
- Deck bungees

LENGTH / WIDTH	310 cm (10'2") / 68 cm (27")
CAPACITY APPROX	120 kg (264 lbs)
VOLUME	310 ltr (82 gal)
COCKPIT	88 x 54 cm (31" x 21")
COCKPIT DEPTH	36 cm (14")
SPRAYSIRT SIZE	XL: 94 x 54.5 cm (37" x 21 ½")
WEIGHT	PE: 23-25 kg (50-55 lbs)
STORAGE	Front: mini-box: 20 cm (8") Rear: oval hatch: 45 x 33 cm (18" x 13")
STANDARD FEATURES	Thigh pads

COLORS

YELLOW



APEX





ARTISTIC SINCE 1987

Artistic stands for innovation since 1987. We offer high quality products in paddlesports & canyoning. Since 2015 when Artistic GmbH united with Tahe Outdoors group, the development has continued and many new innovative articles have been launched ever since. Artistic GmbH product range is a wide variety of equipment, which will cover the needs from general touring until professional use.

artistic

NEW FOR 2019



AIR DRYSUIT & AIR DRYSUIT JUNIOR

For 2019 season the Artistic Air Drysuit has been renewed to a 3-layer Nylon fabric suit with reinforced bottom and knees. It is suitable for wide range of watersports activities, such as kayaking, fishing, sailing and stand up paddling. Air Drysuit has YKK Aquaseal waterproof zipper, adjustable bungee drawcord waist and breathable Nylon socks. Air Drysuit is now available also for juniors. It comes with a convenient carrying bag.



DRY ALLOVER

Dry Allover is made out of durable 3-layer Nylon fabric. It has a neoprene neck and latex wrist. Dry Allover is equipped with YKK Aquaseal waterproof zippers and has a dual adjustable neoprene waist band.



AIR 150N SIDE ENTRY & AIR 150N FRONT ENTRY

Artistic brand has developed 2 new automatic inflatable PFDs for 2019 season. Air 150N PFDs have ISO 12402-3 (150N) approval. They have durable outer cover fabric and UML MK5 Automatic operating head.



NAVI

Navi is a wide purpose buoyancy aid with PE filling, polyester cover fabric, tie cords and waistbelt for tightening vest around body. It is suitable for wide range of watersports activities, such as kayaking, fishing, sailing and stand up paddling.

ARTISTIC

ROBSON
EGALIS

PRODUCT RANGE



ANORAK RAFALE UNISEX



ANORAK COMPASS MEN



ANORAK COMPASS WOMEN



LEDRO



LAVANGO



VECCHIO



NINO



NORTH CAPE



GESSO



AIR JACKET MEN



AIR JACKET WOMEN



PERFORMANCE LIGHT MEN



PERFORMANCE LIGHT WOMEN



NAVIGATOR MEN



NAVIGATOR WOMEN



LAO



LIMA



ACTIVITY JACKET



AUPA DRY



ADDA SEMI

JACKETS & CAGS

ARTISTIC

ROBSON
EGALIS

PRODUCT RANGE

JACKETS & CAGS



ANZA SEMI

DRYSUITS



ASCO DRYSUIT



NORTH CAPE DRYSUIT



PERINO DRYSUIT



AUPA DRYSUIT



ADDA SEMISUIT



DRY ALLOVER



AIR DRYSUIT MEN



AIR DRYSUIT JUNIOR

OVERALLS & PANTS



BIB OVERALLS



PERINO SHORTS



AUPA PANTS



ANZA PANTS



AIR PANTS MEN



AIR PANTS WOMEN

ARTISTIC

ROBSON
EGALIS

PRODUCT RANGE

WINDSTOP & BASE LAYER



IGUANA SHORT SLEEVE MEN



IGUANA SHORT SLEEVE WOMEN



IGUANA LONG SLEEVE MEN



IGUANA LONG SLEEVE WOMAN



DRAGON SHORTS MEN



DRAGON SHORTS WOMEN



DRAGON PANTS MEN



DRAGON PANTS WOMEN

NEOPRENE



CERVO LJ



CERVO LADY TZ



CERVO PANT



CERVO SHORTS



LENO LJ SUPERSTRETCH



LENO LADY LJTZ SUPERSTRETCH



TARO LJ



TARO LADY LJ



JUNIOR LJ



JUNIOR BOLERO



BOLERO



LADY BOLERO

ARTISTIC

ROBSON
EGALIS

PRODUCT RANGE

CANYONING



CANYONING SUIT



CANYONING SUIT JUNIOR



CANYONING JACKET



ROCK PROTECT SUIT PU



LAMONE SHIRT



LAMONE LONGSHIRT



LYCRA RUSH



LAMONE SHORTS



LAMONE 3/4 PANTS



LAMONE PANTS



LAMONE LJ



TOURFLEX



SEAFLEX



ICEFLEX



GLOVE CANYON



AQUA KAYAK POGGIES



NEOPRENE MITTS



AQUA STRECH CAP



AQUA HOOD

ACCESSORIES

ARTISTIC

ROBSON
EGALIS

PRODUCT RANGE

ACCESSORIES



AQUA SKIN HOOD



5,5 MM NEOPRENE SOCKS



3,5 MM NEOPRENE SOCKS

BOOTS



BOOTS RAFTING ADULT & JUNIOR



BOOTS CANYON



LOW TOP (SLIPPER)



CANYON SESSION

SPRAYSKIRTS



BASIC



BASIC ZIP



NEOPRENE ADJUSTABLE
WAISTBAND



NEOPRENE GREENLAND



NYLON-FOAM

LIFEJACKETS
BUOYANCY AIDS



AIR 150N SIDE ENTRY



AIR 150N FRONT ENTRY



NAVI



SWELL

ARTISTIC

ROBSON
EGALIS

PRODUCT RANGE



SHAMAN



CREEKER



WINDIGO



BRANTOME II



CLUB



LADAKH



GANDAK



SORBA



HOUAT NATURE



HOEDIC NATURE



RAFTER ARS 450 D



RAFTER PRO ARS 450 D



SECCHIA PRO ARS 450 D



ORCO



ORCO PRO



ORCO EXPEDITION



NINO



ANGRY BIRDS NINO



AVEYRON



ANGRY BIRDS AVEYRON

ARTISTIC

ROBSON
EGALIS

PRODUCT RANGE

HELMETS



HELMET JUNIOR+



HELMET EMBRUN



BUMPER



BAKER



WATTS

SAFETY GEAR



MICROCELL PADDLE
FLOAT STANDARD



PADDLE LEASH ECO



PADDLE LEASH REFLECTIVE



THROW BAG



THROWLINE 18 M



THROWLINE 20 M



THROWLINE 28 M



COW TAIL



CARABINER



TOWING BELT



TOWING BELT SEA KAYAKS



TOWING BUNGEE LONG

ARTISTIC

PRODUCT RANGE



TOWING SYSTEM



SAFETY KIT DELUXE



SAFETY KIT INFLATABLE



ECO BILGE PUMP



RESCUE KNIFE



COMBI KNIFE



RAVEN KNIFE



CHILLI KNIFE



GUIDE KNIFE



BUOYANCY RESERVES



COCKPIT COVER GREENLAND



COCKPIT COVER NYLON



TRANSPORTATION BAG



DECK POCKET



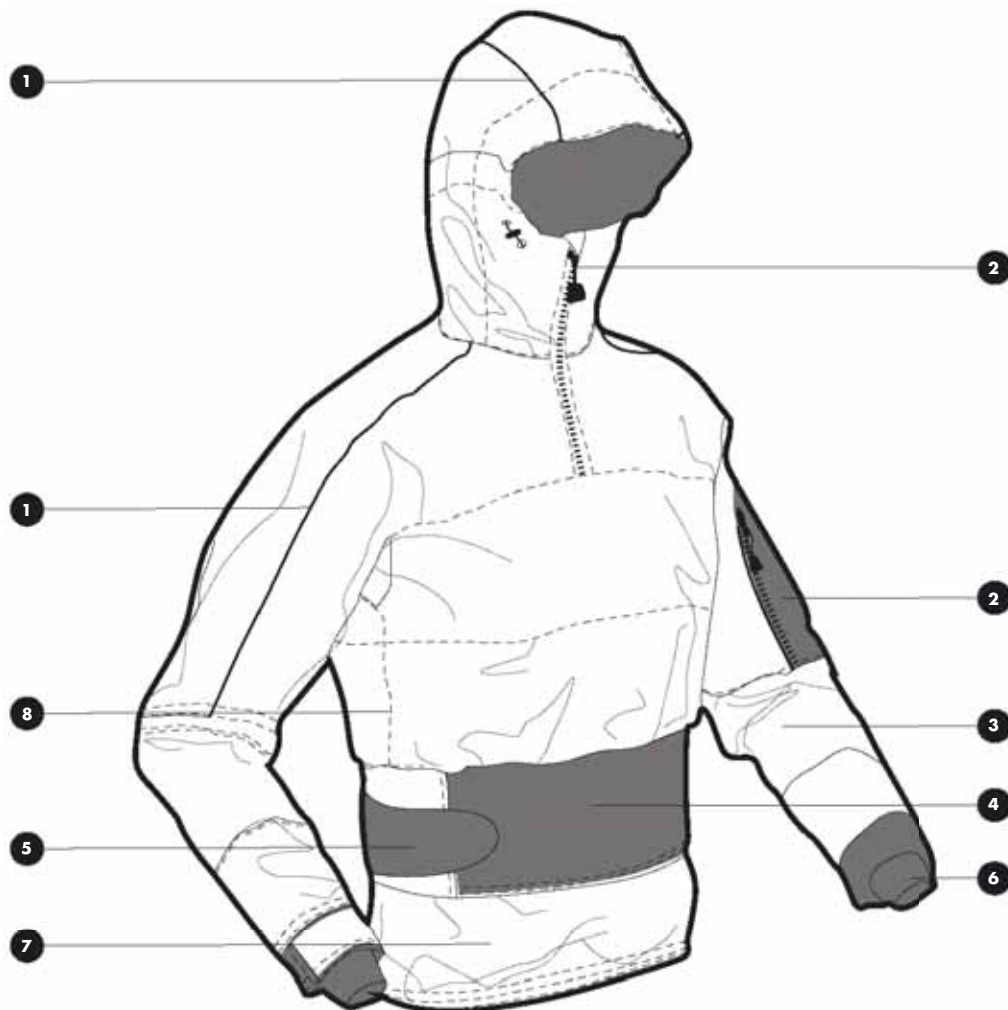
TRANSLUCIDE WATERPROOF BAG

SAFETY GEAR

COCKPIT COVERS & STORAGE

JACKETS & CAGS


- ① Reflective piping
- ② YKK AquaGuard zipper
- ③ Strong outer material
- ④ Neoprene waistband
- ⑤ Hook and loop fasteners
- ⑥ Latex wrist
- ⑦ Double waist
- ⑧ Factory taped seams



JACKETS & CAGS

BE=AN=RAFALE RAFALE UNISEX

This breathable waterproof jacket keeps you dry and comfortable. Combination of a breathable ripstop fabric and 3 ply stretchable durable fabric make this jacket functional and fully storm resistant. Design of the jacket, the adjustable waistband and articulated sleeves give you great comfort and freedom of movements.

FEATURES	OUTER FABRIC	3-layer Nylon fabric
	POCKET	YKK AquaGuard zippered left sleeve pocket with plastic hook for keys.
	SLEEVES	Articulated sleeves for greater freedom of movements, latex cuffs with stretchable „Storm“ bands.
	NECK SEALS	Adjustable, gusseted coated „Storm“ lycra splash collar. The back side of the collar's hem is equipped with a hanger loop. Latex inner collar.
	WAIST SEALS	Wide adjustable neoprene band to ensure perfect contact with the kayak sprayskirt. Front made of neoprene skin loop and back made of neoprene skin smooth. Twin waist. Outer waist with elastic adjustment.
	WEIGHT	ca. 700 g for size L
	OTHER FEATURES	Laser-cut breather holes on the front details. Factory taped seams. Water drain holes.
MATERIALS		3ply Nylon Ripstop fabric Neoprene Skin Loop Neoprene Skin Smooth Latex Storm lycra PU laminated
COLORS		R/GR 
SIZES		XS - 2XL

PRODUCT SIZE (LENGTH UNIT CM)	XS	S	M	L	XL	2XL
CHEST	106,5	114,5	122,5	130,5	138,5	146,5
HIPS	101	109	117	125	133	141
BACK LENGTH	55	57,5	60	62	65	65
SHOULDER + SLEEVE + CUFF LENGTH	81,5	83,5	85,5	87,5	89,5	91,5



Latex collar



Latex cuffs



Sleeve pocket



ARTISTIC

ROBSON
EGALIS

JACKETS & CAGS

BE=AN-COMP=M COMPASS MEN

Ultra-light, breathable and semi dry jacket for men, designed especially for long outings or expeditions. Compass jacket has all-important drysuit style latex gaskets at the wrists and well-designed adjustable ergonomic hood with sealed visor to ensure it doesn't obstruct vision or movements. Wide adjustable neoprene waistband gives you all comfort and perfect fit.

FEATURES	OUTER FABRIC	3-layer Nylon waterproof and breathable fabric.
	HOOD	Adjustable ergonomic hood with sealed visor.
	FRONT ZIPPER	Mid-length front YKK AquaGuard zipper and gusset on the collar.
	POCKET	YKK AquaGuard zippered left sleeve pocket with plastic hook for keys.
	SLEEVES	Articulated sleeves for a complete range of motion. Latex cuffs protected by stretchable „Storm“ bands.
	NECK SEALS	Adjustable „Storm“ splash inner collar with hook and loop fasteners.
	WAIST SEALS	Wide neoprene waistband adjustable by hook fasteners. Front part of waistband made of neoprene skin loop. Back part made of neoprene skin smooth. Twin waist. Outer waist with elastic adjustment.
	WEIGHT	ca. 800 g for size L
	OTHER FEATURES	Reflective piping on sleeves and hood. Laser-cut holes on the front details for water draining. Factory taped seams.

MATERIALS	3ply Nylon Ripstop fabric Neoprene Skin Loop Neoprene Skin Smooth Latex „Storm“ lycra PU laminated
------------------	--

COLORS

SIZES



PRODUCT SIZE (LENGTH UNIT CM)	S	M	L	XL	2XL
CHEST	119	124	132	140	148,5
HIPS	108,5	113,5	121,5	129,5	137,5
BACK LENGTH	72	73	75	76,5	78
SHOULDER + SLEEVE LENGTH	80	81	82	83,5	84,5



Latex cuffs



Sleeve pocket



Ergonomic hood



JACKETS & CAGS

BE=AN=COMP=W COMPASS WOMEN

Ultra-light, breathable and semi dry jacket for women is specially designed for long outings or expeditions. Compass jacket has all-important drysuit style latex gaskets at the wrists and well designed adjustable ergonomic hood with sealed visor to ensure it doesn't obstruct vision and movements. Wide adjustable neoprene waistband gives you comfort and perfect fit.

FEATURES	OUTER FABRIC	3-layer Nylon waterproof and breathable fabric.
	HOOD	Adjustable ergonomic hood with sealed visor.
	FRONT ZIPPER	Mid-length front YKK AquaGuard zipper to allow the ventilation.
	POCKET	YKK AquaGuard zippered left sleeve pocket with plastic hook for keys.
	SLEEVES	Articulated sleeves for a complete range of motion. Latex cuffs protected by stretchable „Storm“ bands.
	NECK SEALS	Adjustable „Storm“ splash inner collar with hook and loop fasteners. The back side hem of the inner collar is equipped with a hanger loop.
	WAIST SEALS	Wide adjustable neoprene waistband. Front: neoprene skin loop. Back: neoprene skin. Twin waist, elastic adjustment.
	WEIGHT	ca. 700 g for size L
	OTHER FEATURES	Reflective piping on sleeves and hood. Laser-cut holes on the front details for water draining. Factory taped seams.

MATERIALS	3-layer Nylon fabric Neoprene Skin Loop Neoprene Skin Smooth Latex Storm lycra PU laminated
------------------	---

COLORS

SIZES



PRODUCT SIZE (LENGTH UNIT CM)	S	M	L	XL	2XL
CHEST	102	107	115	123	131
HIPS	101	106	114	122	130
BACK LENGTH	69	70	71,5	73	74,5
SLEEVE LENGTH	55	56	57,5	59	60



Latex cuffs



Adjustable „Storm“ splash inner collar



Sleeve pocket



ARTISTIC

ROBSON
EGALIS

JACKETS & CAGS

BE-JKT-LEDRO

LEDRO

Ledro is a simple and light waterproof jacket for touring. It has adjustable collar, cuffs and waist. Ledro has a small packing size and a rollable hood.

FEATURES	MATERIAL	Light Nylon Ribstop 2,5 Layer Water density: 10,000 mm H2O, Breathability: 4,000g/m2/24hrs
	HOOD	Simple waterproof roll-in hood
	POCKET	Big front pocket with a zipper
	SLEEVES/NECK	Neoprene - Velcro cuffs and neck
	WAIST	Adjustable Neoprene waist
	WEIGHT	ca. 490 g for size L
COLORS		
SIZES		XS - 2XL



PRODUCT SIZE (LENGTH UNIT CM)	XS	S	M	L	XL	2XL
SLEEVE + SHOULDER	78	85	90	93	95	97
LENGTH	49	51	53	55	57	59
CHEST	104	112	120	128	136	144
HIP (ADJUSTABLE)	76-104	84-112	92-120	100-128	108-136	116-144
SLEEVE WIDTH	34	36	38	40	42	44

LAVANGO

Lavango is a light jacket suitable for kayaking as well as bike riding. It is breathable and comfortable jacket that keeps you dry and protected from the wind.

FEATURES	MATERIAL	Light Nylon Ribstop 2,5 Layer, Water density: 10,000 mm H2O, Breathability: 4,000g/m2/24hrs Reflection stripes on front and backside
	ZIPPER	Spray protect front zipper
	HOOD	Rollable hood with face-size adjustment system and Spray Cap
	POCKET	3 pockets with spray protect zipper
	WAIST	Double waist for thick spraydeck-closure, outer waist with one-hand elastic adjustment
	WEIGHT	ca. 900 g for size L
COLORS		
SIZES		XS - 2XL



PRODUCT SIZE (LENGTH UNIT CM)	XS	S	M	L	XL	2XL
SLEEVE + SHOULDER	83	87	90	93	95	97
LENGTH	54,5	57	59,5	62	64,5	67
CHEST	104	112	120	128	136	144
HIP (ADJUSTABLE)	74-104	82-112	90-120	98-128	106-136	114-144
SLEEVE WIDTH	34	36	38	40	42	44

JACKETS & CAGS

BE-JKT=VECCHIO VECCHIO

Vecchio is a sea kayak and touring jacket with several adjustments on the hood, waist, cuffs & collar. It also features several pockets in the front and on a sleeve.

FEATURES	MATERIAL	Nylon Fabric 3 Layer, Water density: 10,000 mm H2O, Breathability: 4,000g/m2/24hrs
	HOOD	Removable hood with face adjustment system
	POCKET	Big front mesh pockets; Fleece lined
	SLEEVES/NECK	Adjustable Neoprene, Velcro cuffs and neck
	WAIST	Double waist band seal, external Neoprene, inside nylon with elastic adjustment
	OTHER OPTIONS	Soft hand feel 3 layer with very comfortable use
	WEIGHT	ca. 800 g for size L

COLORS	 SPICY	 DOVE
---------------	---	--

SIZES XS - 2XL

PRODUCT SIZE (LENGTH UNIT CM)	XS	S	M	L	XL	2XL
SLEEVE + SHOULDER	83	87	90	93	95	97
LENGTH	54,5	57	59,5	62	64,5	67
CHEST	104	112	120	128	136	144
HIP MAX. CIRCUMFERENCE (ADJUSTABLE)	104	112	120	128	136	144
SLEEVE WIDTH	34	36	38	40	42	44



BE-JKT=NINO NINO

Comfortable, flexible and waterproof 3-layer durable sea kayak and touring cag. With a storm hood and double latex/Neoprene cuffs & collar, Nino will keep you dry and performing at your best.

FEATURES	MATERIAL	Nylon Fabric 3 Layer, Water density: 10,000 mm H2O, Breathability: 4,000g/m2/24hrs
	ZIPPER	Moisture regulation by underarm ventilation zipper
	HOOD	Removable hood with face-size adjustment system and high collar
	POCKET	Spray protected cell phone pocket on the upper arm, one net and one fleece tunnel pouch pocket.
	SLEEVES/NECK	Adjustable Neoprene collar, Single Neoprene cuffs
	WAIST	Double waistband seal with one hand elastic adjustment
	WEIGHT	ca. 900 g for size L

COLORS	 CITRUS	 PARROT
---------------	--	--

SIZES XS - 2XL

PRODUCT SIZE (LENGTH UNIT CM)	XS	S	M	L	XL	2XL
SLEEVE + SHOULDER	83	87	90	93	95	97
LENGTH	54,5	57	59,5	62	64,5	67
CHEST	104	112	120	128	136	144
HIP MAX. CIRCUMFERENCE (ADJUSTABLE)	104	112	120	128	136	144
SLEEVE WIDTH	34	36	38	40	42	44



ARTISTIC

ROBSON
EGALIS

JACKETS & CAGS

BE-JKT-NRTHCAP NORTH CAPE

Our most comfortable sea kayak and expedition cag that will keep you comfortable and paddling strong. It has an ergonomic cut, including anatomical elbow form, allowing high freedom of movement.

FEATURES	MATERIAL	Nylon Fabric 3 Layer, Water density: 10,000 mm H2O, Breathability: 4,000g/m2/24hrs
	ZIPPER	Spray protect frontzipper
	HOOD	Roll in hood with face adjustment system; 3M reflection stripes
	POCKET	3 Spray Protect Zipper pockets; net pocket
	SLEEVES/NECK	- inner Neoprene collar - anatomical elbow form, outer cuffs in 3,0 mm Neoprene, inner latex cuffs - 3M reflection stripes
	WAIST	Double waist band seal, external Neoprene, inside nylon with elastic adjustment
	OTHER FEATURES	Taped seams of high quality Nylon Tricot, hot welded tape, washable and Dry-Clean safe
	WEIGHT	ca. 1150 g for size L

COLORS	FIRE
---------------	-------------

SIZE	XS - 2XL					
PRODUCT SIZE (LENGTH UNIT CM)	XS	S	M	L	XL	2XL
SLEEVE + SHOULDER	82,5	86	89,5	93	97,5	101
LENGTH	49	51	53	55	57	59
CHEST	108	116	124	132	140	148
HIP (ADJUSTABLE)	96	104	112	120	128	136
SLEEVE WIDTH	32	36	40	44	48	52



BE-JKT-GESSO GESSO

Gesso is an all-round spray top created for daily rafting and canoe school use.

FEATURES	MATERIAL	Nylon Fabric 3 Layer, Water density: 10,000 mm H2O, Breathability: 4,000g/m2/24hrs
	SLEEVES/NECK	adjustable Neoprene-/ Velcro cuffs adjustable Neoprene Collar
	WAIST	adjustable Neoprene-/ hip belt
	WEIGHT	ca. 450 g for size L

COLORS	CHILL	AZUL
---------------	--------------	-------------

SIZES	XS - 2XL					
PRODUCT SIZE (LENGTH UNIT CM)	XS	S	M	L	XL	2XL
SLEEVE + SHOULDER	78	85	90	93	95	97
LENGTH	49	51	53	55	57	59
CHEST	104	112	120	128	136	144
HIP MAX. CIRCUMFERENCE	104	112	120	128	136	144
SLEEVE WIDTH	34	36	38	40	42	44



JACKETS & CAGS

BE=JKT=AIR=M

AIR JACKET MEN

Air jacket is a light waterproof top layer paddling jacket for men. It offers an outstanding comfort for paddlers wanting a breathable shell. Air jacket leaves you room for base layers and won't restrict your paddling motion. Suitable for white water & touring.

FEATURES	MATERIAL	2,5-layer nylon Ripstop, waterproof 10.000 mm H ₂ O, 4,000 g/m ² /24hrs						
	SLEEVES/NECK	- adjustable cuffs / inner smooth skin neoprene cuffs - Smooth skin Neoprene Collar						
	WAIST	Adjustable bungee drawcord waist						
	OTHER FEATURES	- YKK front zipper						
	WEIGHT	ca. 320 g for size L						
COLORS								
SIZES		XS - 3XL						
PRODUCT SIZE (LENGTH UNIT CM)		XS	S	M	L	XL	2XL	3XL
	CHEST	106	114	122	130	138	146	154
	BACK LENGTH	63	65	68	70	72	75	77
	SLEEVE	78	80	82	85	87	89	92
	HIP (CIRCUMFERENCE (ADJUSTABLE))	107	115	123	131	139	147	155



Adjustable cuffs / inner neoprene cuffs



Neoprene collar



BE=JKT=AIR=W

AIR JACKET WOMEN

Air jacket is a light waterproof top layer paddling jacket for women. It offers an outstanding comfort for paddlers wanting a breathable shell. Air jacket leaves you room for base layers and won't restrict your paddling motion. Suitable for white water & touring.

FEATURES	MATERIAL	2,5-layer nylon Ripstop, waterproof 10.000 mm H ₂ O, 4,000 g/m ² /24hrs						
	SLEEVES/NECK	- adjustable cuffs / inner smooth skin neoprene cuffs - Smooth skin Neoprene Collar						
	WAIST	Adjustable bungee drawcord waist						
	OTHER FEATURES	- YKK front zipper						
	WEIGHT	ca. 285 g for size L						
COLORS								
SIZES		XS - 3XL						
PRODUCT SIZE (LENGTH UNIT CM)		XS	S	M	L	XL	2XL	3XL
	CHEST	88	96	104	112	120	128	136
	BACK LENGTH	61,5	64	66	68,5	71	73,2	75,5
	SLEEVE	68	70,5	73	75,5	78	80,5	83
	HIP (CIRCUMFERENCE (ADJUSTABLE))	97	105	113	121	129	137	145



Adjustable cuffs / inner neoprene cuffs



Neoprene collar




ARTISTIC

ROBSON
EGALIS

JACKETS & CAGS

BE-PERFO-CAG=M PERFORMANCE LIGHT MEN

Performance Light is a lightweight & waterproof paddling cag for in-between weather days. This jacket is breathable and provides great splash protection without overheating.

FEATURES	MATERIAL	2,5-layer nylon Ripstop, waterproof 10.000 mm H2O, 4,000 g/m2/24hrs
	SLEEVES/NECK	- adjustable cuffs / smooth skin neoprene cuffs - Smooth skin Neoprene Collar
	WAIST	adjustable bungee drawcord waist
	OTHER FEATURES	- YKK front zipper
WEIGHT		262 g, size L
COLORS		
SIZES		XS - 3XL

PRODUCT SIZE (LENGTH UNIT CM)	XS	S	M	L	XL	2XL	3XL
CHEST	106	114	122	130	138	146	154
BACK LENGTH	63	65	68	70	72	75	77
SLEEVE	39	40	41	42	43	44,5	46
HIP (CIRCUMFERENCE (ADJUSTABLE))	107	115	123	131	139	147	155




Adjustable cuffs / inner neoprene cuffs

Neoprene collar



BE-PERFO-CAG=W PERFORMANCE LIGHT WOMEN

Perfomace Light is a lightweight & waterproof paddling cag for in-between weather days. This jacket is breathable and provides great splash protection without overheating.

FEATURES	MATERIAL	2,5-layer nylon Ripstop, waterproof 10.000 mm H2O, 4,000 g/m2/24hrs
	SLEEVES/NECK	- adjustable cuffs / smooth skin neoprene cuffs - Smooth skin Neoprene Collar
	WAIST	adjustable bungee drawcord waist
	OTHER FEATURES	- YKK front zipper
COLORS		
WEIGHT		233 g, size L
SIZES		XS - 3XL

PRODUCT SIZE (LENGTH UNIT CM)	XS	S	M	L	XL	2XL	3XL
CHEST	88	96	104	112	120	128	136
BACK LENGTH	61,5	64	66	68,5	71	73,2	75,5
SLEEVE	35	36	37	38	39	40	41
HIP (CIRCUMFERENCE (ADJUSTABLE))	97	105	113	121	129	137	145



Adjustable cuffs / inner neoprene cuffs

Neoprene collar




JACKETS & CAGS

BE=NAVI=CAG=M

NAVIGATOR MEN

Navigator is a light & comfortable waterproof paddling cag for men. Light inner lining provides an extra comfort & gives you more enjoyable experience on the water. Suitable for white water, canoeing and touring.

FEATURES	MATERIAL	- 2,5-layer nylon Ripstop, waterproof 10.000 mm H ₂ O, 4,000 g/m ² /24hrs - inner Mesh lining
	SLEEVES/NECK	- adjustable cuffs / inner smooth skin neoprene cuffs - Smooth skin Neoprene Collar
	WAIST	An adjustable bungee drawcord waist
	OTHER FEATURES	- YKK front zipper
	WEIGHT	445 g, size L
COLORS		
SIZES	XS - 3XL	



PRODUCT SIZE (LENGTH UNIT CM)	XS	S	M	L	XL	2XL	3XL
CHEST	106	114	122	130	138	146	154
BACK LENGTH	63	65	68	70	72	75	77
SLEEVE	78	80	82	85	87	89	92
HIP (CIRCUMFERENCE (ADJUSTABLE))	107	115	123	131	139	147	155


Adjustable cuffs / inner neoprene cuffs



Neoprene collar




Inner Mesh lining



BE=NAVI=CAG=W

NAVIGATOR WOMEN

This is a light & comfortable waterproof paddling cag for women. Light inner lining provides an extra comfort & gives you more enjoyable experience on the water. Suitable for white water, canoeing and touring.

FEATURES	MATERIAL	- 2,5-layer nylon Ripstop, waterproof 10.000 mm H ₂ O, 4,000 g/m ² /24hrs - inner Mesh lining
	SLEEVES/NECK	- adjustable cuffs / inner smooth skin neoprene cuffs - Smooth skin Neoprene Collar
	WAIST	An adjustable bungee drawcord waist
	OTHER FEATURES	- YKK front zipper
	WEIGHT	382 g, size L
COLORS		
SIZES	XS - 3XL	



PRODUCT SIZE (LENGTH UNIT CM)	XS	S	M	L	XL	2XL	3XL
CHEST	88	96	104	112	120	128	136
BACK LENGTH	61,5	64	66	68,5	71	73,2	75,5
SLEEVE	68	70,5	73	75,5	78	80,5	83
HIP (CIRCUMFERENCE (ADJUSTABLE))	97	105	113	121	129	137	145


Adjustable cuffs / inner neoprene cuffs



Neoprene collar



Inner Mesh lining



ARTISTIC

ROBSON
EGALIS

JACKETS & CAGS

BE-JKT-LAO

LAO

Lao is a light all round jacket for kayaking, biking and walking. It is water repellent, comfortable to wear and to carry around. Comes with a small bag with a belt loop for transportation.

FEATURES	MATERIAL	Light Nylon Ripstop 2,5 Layer, Water density: 10,000 mm H2O, Breathability: 4,000g/m2/24hrs
	SLEEVES/NECK	Adjustable Neoprene-/ Velcro cuffs
	WAIST	adjustable waistband
	WEIGHT	395 g, size L
	OTHER FEATURES	- small pack size - ventilation zipper - rollable hood with face-size adjustment system and Spray Cap - spray Protect Frontzipper - 2 spray Protect Pockets

COLORS			
			

SIZES XS - 2XL

PRODUCT SIZE (LENGTH UNIT CM)	XS	S	M	L	XL	2XL	3XL
SLEEVE + SHOULDER	83	87	90	93	95	97	100
LENGTH	54,5	58	60,5	63	65,5	68	70,5
CHEST	104	112	120	128	136	144	152
HIP MAX. CIRCUMFERENCE	104	112	120	128	136	144	152
SLEEVE WIDTH	34	36	38	40	42	44	46



Lao jacket comes with a convenient carrying bag

BE-JKT-LIMA

LIMA

Lima is a light sea kayak and touring cag. It is a perfect choice for paddlers wanting a breathable jacket that is durable and help you stay dry.

FEATURES	MATERIAL	Light Nylon Ripstop 2,5 Layer, 3 layer Durable Full Dull Nylon Faille Water density: 10,000 mm H2O, Breathability: 4,000g/m2/24hrs Soft handfeel, 3 layer comfortable material
	SLEEVES/NECK	- adjustable Neoprene/Nylon cuffs
	WAIST	Waistband with onehand elasticadjustment
	WEIGHT	635 g, size L
	OTHER FEATURES	- Hood with face-size adjustment system and high collar - One fleece tunnel pouch pocket

COLORS	
---------------	---

SIZES XS - 2XL

PRODUCT SIZE (LENGTH UNIT CM)	2XS	XS	S	M	L	XL	2XL
SLEEVE + SHOULDER	79	83	87	90	93	95	97
LENGTH	52	54,5	58	60,5	63	65,5	68
CHEST	96	104	112	120	128	136	144
HIP MAX. CIRCUMFERENCE	96	104	112	120	128	136	144
SLEEVE WIDTH	40	44	48	52	56	60	64



JACKETS & CAGS

BE-JKT-ACTIV

ACTIVITY JACKET

Activity jacket is a light jacket for men that is suitable for all kinds of outdoor activities. It offers an outstanding comfort for paddlers wanting a breathable shell. Air jacket leaves you room for base layers and won't restrict your paddling motion. Suitable for white water & touring.

FEATURES	MATERIAL	Nylon Ripstop, waterproof 10.000 mm H ₂ O, 4,000 g/m ² /24hrs
	SLEEVES/NECK	- adjustable cuffs
	WAIST	Adjustable bungee drawcord waist
	OTHER FEATURES	- YKK front zipper
COLORS		TOMATO DARK BLUE
SIZES		XS-2XL

PRODUCT SIZE (LENGTH UNIT CM)	XS	S	M	L	XL	2XL
CHEST	106	114	122	130	138	146
BACK LENGTH	63	65	68	70	72	75
SLEEVE	78	80	82	85	87	89
HIP (CIRCUMFERENCE (ADJUSTABLE))	107	115	123	131	139	147



BE-JKT-AUPA

AUPA DRY

Aupa is a high performance play-boat and white water dry top that lets you paddle in comfort, even in windy and splashy conditions. Aupa has an anatomical cut that won't restrict your paddling motion.

FEATURES	MATERIAL	- Nylon Fabric 3 Layer, Water density: 10,000 mm H ₂ O, Breathability: 4,000g/m ² /24hrs - All seams are taped with high quality Nylon tape
	SLEEVES/NECK	- Double, adjustable Neoprene/Latex hand cuffs & collar - bended sleeves with elbow protection - Inner Latex hand cuffs & collar, outer adjustable Neoprene cuffs & collar
	WAIST	Double waist, inner elastic Nylon waist, outer with wide Neoprene closure
	WEIGHT	1010 g, size L
	OTHER FEATURES	- Front pocket with Spray Protect Zipper - Soft, very robust three layer lamination - anatomical fit for greater freedom of movement
COLORS		TOMATO APPLE
SIZES		XS - 2XL

PRODUCT SIZE (LENGTH UNIT CM)	XS	S	M	L	XL	2XL
SLEEVE + SHOULDER	84	87	90	93	97	100
LENGTH	53,5	56	58,5	61	63,5	66
CHEST	108	116	124	132	140	148
HIP MAX. CIRCUMFERENCE	78	86	94	102	110	118
SLEEVE WIDTH	30	32	34	36	38	40



ARTISTIC

ROBSON
EGALIS

JACKETS & CAGS

BE-JKT-ADDAS

ADDA SEMI

Adda Semi is a great white water and playboater top providing an outstanding performance & perfect balance between comfort and protection. Adda is made of durable 3 layer material. It has double neoprene wrist gaskets and collar to provide more comfort and warmth.

FEATURES	MATERIAL	Nylon Fabric 3 Layer, Water density: 10,000 mm H2O, Breathability: 4,000g/m2/24hrs - All seams are taped with high quality Nylon tape - soft, very robust three layer lamination - anatomical cut for greater freedom of movement
	SLEEVES/NECK	- inner and outer Neoprene cuffs & collar - bended sleeves with elbow protection - double waist: inner elastic Nylon waist, outer waist with wide Neoprene closure
	WAIST	adjustable double waist
	WEIGHT	1010 g, size L
	OTHER FEATURES	front pocket with Spray Protect Zipper

COLORS 

SIZES XS - 2XL

PRODUCT SIZE (LENGTH UNIT CM)	XS	S	M	L	XL	2XL
SLEEVE + SHOULDER	84	87	90	93	97	100
LENGTH	53,5	56	58,5	61	63,5	66
CHEST	108	116	124	132	140	148
HIP MAX. CIRCUMFERENCE	78	86	94	102	110	118
SLEEVE WIDTH	30	32	34	36	38	40



BE-JKT-ANZAS

ANZA SEMI

Anza is a perfect blend of comfort and dryness. It is a semi dry jacket suitable for white water and playboating that provides all-day comfort while still keeping most of the water out. Anza has a single neoprene cuffs and collar alternative to more constricting latex gaskets.

FEATURES	MATERIAL	Nylon Fabric 3 Layer, Water density: 10,000 mm H2O, Breathability: 4,000g/m2/24hrs - All seams are taped with high quality Nylon tape - Soft, very robust three layer fabric
	SLEEVES/NECK	- Single neoprene cuffs and collar - Bended sleeves with elbow protection
	WAIST	Double waist, inner elastic Nylon waist, outer with adjustable Neoprene closure
	WEIGHT	1010 g, size L
	OTHER FEATURES	- front pocket with Spray Protect Zipper

COLORS 

SIZES XS - 2XL

PRODUCT SIZE (LENGTH UNIT CM)	XS	S	M	L	XL	2XL
SLEEVE + SHOULDER	84	87	90	93	97	100
LENGTH	53,5	56	58,5	61	63,5	66
CHEST	108	116	124	132	140	148
HIP MAX. CIRCUMFERENCE	78	86	94	102	110	118
SLEEVE WIDTH	30	32	34	36	38	40



DRYSUITS/PANTS

BE=DS=ASCO ASCO DRY SUIT

Asco is a heavy duty touring and expedition drysuit. It has a flexible and waterproof diagonal zipper that can also be used as a relief zipper. Asco drysuit is extremely durable with reinforcements in areas of high abrasion - knees, seat & elbows. Asco has an anatomical cut for maximum freedom of movement and comfort.

FEATURES	MATERIAL	<ul style="list-style-type: none"> - Nylon 3 layer fabric, - Water density: 10,000mmH2O - Breathability: 4,000g/m2/24hrs - anatomical cut for optimal freedom of movement; - All seams are taped with high quality Nylon tape
	WEIGHT	ca. 2150 g for size L
	HOOD	detachable hood
	KNEES/SLEEVES/NECK	<ul style="list-style-type: none"> - latex dry seal cuffs and collar, outer seals adjustable neoprene - elbow reinforcement - 3,0mm neoprene elbow protectors
	WAIST	adjustable neoprene waist
	WEIGHT	2600 g, L size
	POCKETS	two spray protect zip pockets; one thigh pocket
	ANKLES/SOCKS	knee and seat part with reinforcements ars; 3,0mm neoprene knee protectors; nylon dry socks
	OTHER FEATURES	- dry zipper for comfortable entrance and maximum leak proofing, also usable as relief zipper

COLORS



SIZES

XS - 2XL

PRODUCT SIZE (LENGTH UNIT CM)	XS	S	M	L	XL	2XL
FULL LENGTH	146,5	153	158,5	163	169,5	174
PANTS (WAIST<->ANKLE)	91	95	98	101	105	108
JACKET BACK LENGTH	53,5	56	58,5	60	62,5	66
SLEEVE	69	72	75	78	83	86
CHEST	104	116	124	132	140	148
HIP	88	92	96	102	110	120



ARTISTIC

ROBSON
EGALIS

DRYSUITS/PANTS

BE-DS-NRTHCAP NORTH CAPE DRY SUIT

North Cape is a touring and expedition drysuit. It has a flexible and waterproof rear end entry zipper that can also be used as a relief zipper. The suit is extremely durable with reinforcements in areas of high abrasion - knees, seat & elbows. It has a roll in hood with face adjustment system, 3 Spray Protect Zipper pockets; net pocket and a big fleece tunnel pouch pocket.



FEATURES	MATERIAL	- Nylon 3 layer fabric, - Water density: 10,000mmH2O - Breathability: 4,000g/m2/24hrs - EASY ENTRY Zipper that allows a convenient and fast get in and out and maximum leak proofing, also usable as relief zipper - All seams are taped with high quality Nylon tape
	HOOD	roll in hood with face adjustment system
	KNEES/SLEEVES/NECK	outer cuffs in 3,0mm Neoprene, inner latex cuffs and Neoprene collar
	WAIST	Adjustable waist
	WEIGHT	2600 g, size L
	POCKETS	3 Spray Protect Zipper pockets; net pocket
	ANKLES/SOCKS	Nylon Socks
	OTHER FEATURES	- 3M reflection stripes on the hood and sleeve - ergonomic cut allowing high freedom of movement, anatomical elbow form

COLORS	FIRE
---------------	-------------

SIZES	XS - 2XL
--------------	----------

PRODUCT SIZE (LENGTH UNIT CM)	XS	S	M	L	XL	2XL
FULL LENGTH	156	160	164	171	176	178
PANTS (WAIST<->ANKLE)	98	101	104	107	110	112
JACKET BACK LENGTH	58	60	62	64	66	68
SLEEVE	70	73	76	79	83	86
CHEST	108	116	122	132	140	148
HIP	88	92	96	102	110	120

DRYSUITS/PANTS

BE=DS=PERINO PERINO DRY SUIT

Perino low noise white water and seakayak drysuit provides great comfort and performance. It has a flexible and waterproof easy entry seat zipper that makes it easy to get in and out. The rear entry design also helps to keep the suit more watertight. Perino has an adjustable waist and neoprene cuffs/collar with inner latex that seal out leaks.



MATERIAL	3 Layer Nylon Fabric, Water density: 10,000mmH2O, Breathability: 4,000g/m2/24hrs - very soft and solid Nylon 3 Layer Fabric , low-noise and comfortable wearing
FEATURES	- Two zippers within the breast pockets obtain a high flow change and provide a pleasant inner climate. - The EASY ENTRY seat zipper allows a convenient and fast get in and out, synchronously it can be used as relief zipper
SLEEVES/NECK	- inner latex collar, outer in adjustable neoprene - adjustable double Neoprene / Latex cuffs
WAIST	- Double waist - Outer, bright neoprene waist for tight spray deck closure
WEIGHT	1000g, I size
SOCKS	Breathable nylon socks in 3 layer material
POCKETS	- Spray Protect pocket on upper arm with key clip - Spray protect side pocket on right thigh

COLORS

PARROT

SIZES

XS - 2XL

PRODUCT SIZE (LENGTH UNIT CM)	XS	S	M	L	XL	2XL
JACKET LENGTH	51,5	54	56,5	59	64,5	64
SLEEVE LENGTH	83	86,5	90	93,5	98	101,5
CHEST CIRCUMFERENCE	104	116	124	132	140	148
HIP CIRCUMFERENCE	88	92	96	102	110	120
WAIST <-> CROTCH	28,5	29,5	30,5	31,5	32,5	33,5


ARTISTIC

ROBSON
EGALIS

DRYSUITS/PANTS

BE-DS-AUPA AUPA DRYsuit

Aupa is a comfortable white water and seakayak drysuit with a diagonal zipper and adjustable double neoprene/latex cuffs & collar.

FEATURES	MATERIAL	- 3 Layer Nylon Fabric - Water density: 10,000mmH2O, Breathability: 4,000g/m2/24hrs - All seams are taped with high quality Nylon tape - Anatomical adapted cut for high freedom of movement
	FEATURES	diagonal Entry Zipper allows a convenient and fast get in and out
	KNEES/SLEEVES/NECK	- bended sleeves with 3mm Neoprene elbow protectors double neoprene/Latex cuffs & collar
	WAIST	adjustable Neoprene waist
	WEIGHT	2110 g, L size
	POCKETS	- spray protect side pocket on right thigh - front pocket with Spray Protect Zipper
	ANKLES/SOCKS	Micrope 3 Layer Fabric
COLORS		
SIZES		XS - 2XL

PRODUCT SIZE (LENGTH UNIT CM)	XS	S	M	L	XL	2XL
FULL LENGTH	146,5	153	158,5	163	169,5	174
PANTS (WAIST<->ANKLE)	91	95	98	101	105	108
JACKET BACK LENGTH	53,5	56	58,5	60	62,5	66
SLEEVE	69	72	75	78	83	86
CHEST	104	116	124	132	140	148
HIP	88	92	96	102	110	120



DRYSUITS/PANTS

BE=DS=ADDA

ADDA SEMI SUIT

Comfortable, durable and breathable white water and sea kayak semi drysuit. Adda has a waterproof easy entry seat zipper which can also be used as a relief zipper. Adda semi suit has double neoprene cuffs & collar.

MATERIAL	<ul style="list-style-type: none"> - Nylon 3 layer fabric, - Water density: 10,000mmH2O - Breathability: 4,000g/m2/24hrs - All seams are taped with high quality Nylon tape - very soft and solid 3 layer material, low-noise and comfortable wearing
FEATURES	<ul style="list-style-type: none"> - EASY ENTRY seat zipper allows a convinient and fast get in and out, also can be used as relief zipper
SLEEVES/NECK	<ul style="list-style-type: none"> - bended sleeves with 3mm Neoprene elbow protectors - double neoprene cuffs & collar
WAIST	<ul style="list-style-type: none"> - adjustable Neoprene waist
WEIGHT	2110 g, L size
SOCKS	Micrope 3 Layer
POCKETS	<ul style="list-style-type: none"> - spray protect side pocket on right thigh - front pocket with Spray Protect Zipper

COLORS

TOMATO

SIZES

XS - 2XL

PRODUCT SIZE (LENGTH UNIT CM)	XS	S	M	L	XL	2XL
FULL LENGTH	146,5	153	158,5	163	169,5	174
PANTS (WAIST<->ANKLE)	91	95	98	101	105	108
JACKET BACK LENGTH	53,5	56	58,5	60	62,5	66
SLEEVE	69	72	75	78	83	86
CHEST	104	116	124	132	140	148
HIP	88	92	96	102	110	120



ARTISTIC

ROBSON
EGALIS



DRYSUITS/PANTS

BE-DS-AIR AIR DRY SUIT

Air drysuit is a multipurpose light waterproof top layer paddling suit that leaves you room for base layers and won't restrict your paddling motion. It offers an outstanding performance and comfort for paddlers wanting a breathable and extra lightweight suit. Air drysuit has latex collar and cuffs that minimizes water entering the suit. Suitable for kayaking, stand up paddling, sailing and fishing.

MATERIAL	- 3-layer Nylon fabric, waterproof 10.000 mm H2O, 4,000 g/m2/24hrs
FEATURES	- YKK easy entry zipper between legs that can be used as a toilet zipper. - reinforced bottom and knees with strong reinforcement fabric
SLEEVES/NECK	- latex cuffs - Neoprene collar
WAIST	Adjustable bungee drawcord waist
SOCKS	Breathable nylon socks
WEIGHT	780g, size M

COLORS	 TOMATO	 LUNA
--------	--	--

SIZES XS - 3XL



PRODUCT SIZE (LENGTH UNIT CM)	XS	S	M	L	XL	2XL	3XL
FULL LENGTH	162	165	170	174	178	182	186
SLEEVE + SHOULDER	83	85,5	87	89,5	92	94	96
CHEST CIRCUMFERENCE	108	116	124	132	140	148	156
WAIST CIRCUMFERENCE	91	99	107	115	123	131	139
INNER LEG LENGTH	77	80	81	83	85	87	89



Air Drysuit comes with a convenient carrying bag

YKK easy entry zipper

Reinforced bottom



BE-DS-AIR AIR DRY SUIT JUNIOR

MATERIAL	- 3-layer Nylon fabric, waterproof 10.000 mm H2O, 4,000 g/m2/24hrs
FEATURES	- YKK easy entry zipper between legs that can be used as a toilet zipper. - reinforced bottom and knees with strong reinforcement fabric
SLEEVES/NECK	- latex cuffs - Neoprene collar
WAIST	Adjustable bungee drawcord waist
SOCKS	Breathable nylon socks

COLORS	 TOMATO	 LUNA
--------	--	--

SIZES 128 cm; 140 cm; 152 cm; 164 cm



DRYSUITS

DRYSUITS/PANTS



BE-DS-ALLOVER DRY ALLOVER

Dry Allover is made out of durable 3-layer Nylon fabric. It has neoprene neck and latex wrists. Equipped with smooth YKK Aquaseal waterproof zippers and dual adjustable neoprene waistband. These overalls are cut for maximum freedom of movement.

MATERIAL	- 3 Layer Nylon - Water density: 10,000mmH2O, - Breathability: 4,000g/m2/24hrs
FEATURES	- Aquaseal waterproof zippers - Toilet zipper
SLEEVES/NECK	- Neoprene neck - latex wrists
WAIST	Dual adjustable neoprene waist band. Front part made of neoprene skin loop. Back part made of neoprene skin smooth.
WEIGHT	2110 g, L size
SOCKS	Breathable Nylon socks
POCKETS	- YKK AquaGuard zippered left sleeve pocket

COLORS

FIRE

SIZES

XS - 2XL


PRODUCT SIZE (LENGTH UNIT CM)	XS	S	M	L	XL	2XL
FULL LENGTH	156	160	164	171	176	178
PANTS (WAIST<->ANKLE)	98	101	104	107	110	112
JACKET BACK LENGTH	58	60	62	64	66	68
SLEEVE	82	83,5	85	86	87,5	88,5
CHEST	106	114	120	128	134	140
HIP	110	116	122	128	134	140



DRYSUITS/PANTS

BE-BIB-OA BIB OVERALLS

Bib Overalls are durable, breathable and waterproof which can be combined with a waterproof jacket to create a two-piece semi drysuit. Unisex model.

FEATURES	OUTER FABRIC	Combination of a 3ply Nylon Ripstop fabric and 210D Nylon Ripstop PU coated.					
	SHOULDERS	Adjustable elastic suspenders with buckle closures.					
	WAIST	The hem of upper chest part with elastic adjustment.					
	PANTS	210D Nylon Ripstop PU coated on seat and knees to increase abrasion resistance. Adjustable flap at the ankles.					
	WEIGHT	655 g, size L					
MATERIALS		3ply Nylon Ripstop fabric 210D Nylon Ripstop PU coated More info in Materials' description					
COLORS							
SIZES		XS - 2XL					
PRODUCT SIZE (LENGTH UNIT CM)		XS	S	M	L	XL	2XL
	HIPS	107,5	112	116	123	130	137
	OUTSEAM FROM CHEST TO LOWER CUFF	134	136	137	139	140,5	142
	INSEAM WITH CUFF	80,5	81	81,5	82	82,5	83



Breathable Nylon socks



Reinforced bottom




Adjustable elastic suspenders / buckle closures



BE-SHRTS-PERIONO PERINO SHORTS MICROPORE 320

Comfortable shorts for kayaking, rafting and other outdoor sports.

FEATURES	MATERIAL	Micropore 320 - solid 3 layer Micropore Shorts, with 2mm inner Neoprene-shorts						
	WAIST	comfortable Neopren- waist						
	WEIGHT	1000 g, size L						
COLORS								
SIZES		XS - 2XL						
PRODUCT SIZE (LENGTH UNIT CM)		XS	S	M	L	XL	2XL	2XL
	LENGTH (SIDE)	70	71	72	73	74	75	76
	WAIST	78	79	80	81	82	83	84
	HIPS	104	111	114	117	120	123	126



DRYSUITS/PANTS

BE-DP-AUPA

AUPA DRY PANT

Aupa dry pants for playboating, seakayaking and rafting guides are waterproof and extremely durable. The pants features, quality pockets, reinforced knees & seat and an adjustable neoprene waist band that ensures comfort and water-tightness.

FEATURES	MATERIAL
	Micropore 3 layer, Water density: 10,000mmH2O, Breathability: 4,000g/m2/24hrs - 3M reflectionpads - Robust welded seams in high grade three layer hot welding tape - Robust three layer Micropore lamination with highest wearing comfort
WAIST	double waist, outer with wide, adjustable Neoprene waist, inner adjustable Nylon waist
WEIGHT	900 g, size L
POCKETS	one cargo pockets
KNEES	anatomic adapted cut, curved knee area very abrasion proofed seat and knee protection in ARS 450 D Ripstop, 3,0mm Neoprene knee pads
ANKLES	waterproof Latex ankle seals with outer nylon cuff

COLORS

DOVE

SIZES

XS - 2XL



BE-DP-ANZA

ANZA PANTS

Anza pants are low noise & comfortable pants suitable for white water and touring.

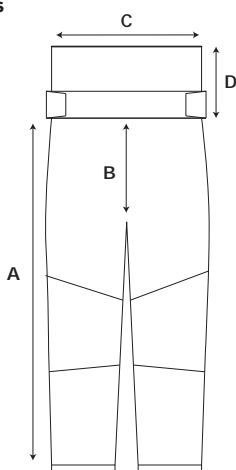
FEATURES	MATERIAL
	Micropore 320, Water density: 10,000mmH2O, Breathability: 4,000g/m2/24hrs - Very soft and solid 3 layer material, low-noise and comfortable wearing
WAIST	- Double waist; Adjustable - Outer, bright neoprene waist for tight spray deck closure
WEIGHT	900 g, size L
POCKETS	Spray protect side pocket
ANKLES	Adjustable, Neoprene

COLORS

DOVE

SIZES

XS - 2XL



PRODUCT SIZE (LENGTH UNIT CM)	XS	S	M	L	XL	2XL
A - LENGTH	96	99	102	105	108	111
B - WAIST <-> CROTCH	27,5	28,5	29,5	30,5	31,5	32,5
C - UPPER PART	79	84,5	90	95,5	101	106,5
D - UPPER PART	22,5	23	23,5	24	24,5	25

ARTISTIC

ROBSON
EGALIS

DRYSUITS/PANTS

BE=PANT=AIR=M

AIR PANTS MEN

Air Pants are light and waterproof top layer pants for men, that leaves you room for base layers underneath. They are extremely comfortable and meant for paddlers who are looking for a breathable and extra lightweight pants. Suitable for white water and touring.

FEATURES	MATERIAL	- Nylon Ripstop, waterproof 10.000 mm H2O, 4,000 g/m2/24hrs
	WAIST	Wide adjustable waist with skin smooth neoprene in the back
	WEIGHT	285 g, size L
	ANKLES	adjustable Velcro straps

COLORS		
---------------	---	---

SIZES XS - 2XL

PRODUCT SIZE (LENGTH UNIT CM)	XS	S	M	L	XL	2XL
LENGTH (WAIST->ANKLE)	109	111,5	114	116,5	119	121,5
WAIST (ADJUSTABLE)	79	84,5	90	95,5	101	106,5



Wide waist with neoprene back

Adjustable waist



BE=PANT=AIR=W

AIR PANTS WOMEN

Air Pants are light and waterproof top layer pants for women, that leaves you room for base layers underneath. They are extremely comfortable and meant for paddlers who are looking for a breathable and extra lightweight pants. Suitable for white water and touring.

FEATURES	MATERIAL	- Nylon Ripstop, waterproof 10.000 mm H2O, 4,000 g/m2/24hrs
	WAIST	Wide adjustable waist with skin smooth neoprene in the back
	WEIGHT	260 g, size L
	ANKLES	adjustable Velcro straps

COLORS		
---------------	---	---

SIZES XS - 2XL

PRODUCT SIZE (LENGTH UNIT CM)	XS	S	M	L	XL	2XL
LENGTH (WAIST->ANKLE)	107	109,5	112	114,5	117	119,5
WAIST (ADJUSTABLE)	79	84,5	90	95,5	101	106,5



WINDSTOP SHIRTS

BE-IGSS=M

IGUANA SHORT SLEEVE MEN

The perfect solution for the "in between" days when the long sleeve option would be too much. Provides a great protection from the wind, spray and cold water.

FEATURES	MATERIALS	2 Layer Polyester fleece laminated with PU membrane Waterproof 10,000 mm H2O Breathability 3,000g/m2/day				
	WEIGHT	260 g, L size				
	OTHER FEATURES	Flatlock construction.				
COLORS		BLACK				
SIZES		XS - 2XL				

PRODUCT SIZE (LENGTH UNIT CM)	XS	S	M	L	XL	2XL
CHEST	77	83	88	94	100	108
HEM CIRCUMFERENCE	79	84	89	94	100	106
BACK LENGTH	65	66,5	68	69,5	71	72,5
SHOULDER + SLEEVE LENGTH	35	36	37	38	39	40



BE-IGSS=W

IGUANA SHORT SLEEVE WOMEN

The perfect solution for the "in between" days when the long sleeve option would be too much. Provides a great protection from the wind, spray and cold water.

FEATURES	MATERIALS	2 Layer Polyester fleece laminated with PU membrane Waterproof 10,000 mm H2O Breathability 3,000g/m2/day				
	WEIGHT	250 g, size L				
	OTHER FEATURES	Flatlock construction.				
COLORS		BLACK				
SIZES		XS - 2XL				

PRODUCT SIZE (LENGTH UNIT CM)	XS	S	M	L	XL	2XL
CHEST	77	83	90	97	104	111
HEM CIRCUMFERENCE	78	82	88	94	100	106
BACK LENGTH	61,5	63	64,5	66	67,5	69
SHOULDER + SLEEVE LENGTH	30	31	32	33	34	35



ARTISTIC

ROBSON
EGALIS

WINDSTOP SHIRTS

BE=IGLS=M

IGUANA LONG SLEEVE MEN

Iguana Long Sleeve shirt is sleek, lightweight and comfortable. It provides warmth, thermal regulation and protection from the sun, wind and ocean spray.

FEATURES	MATERIALS	2 Layer Polyester fleece laminated with PU membrane. Knitted material that is resistant to mechanical damage with a breathable, water resistant membrane and a soft, warm fleece lining.
	WEIGHT	360 g, size L
	OTHER FEATURES	Flatlock construction.
COLORS		BLACK
SIZES		XS - 2XL



PRODUCT SIZE (LENGTH UNIT CM)	XS	S	M	L	XL	2XL
CHEST	78	83	88	94	100	108
HEM CIRCUMFERENCE	79	84	89	94	100	106
BACK LENGTH	65	66,5	68	69,5	71	72,5
SHOULDER + SLEEVE LENGTH	71,5	73	75	76,5	78	80,5

BE=IGLS=W

IGUANA LONG SLEEVE WOMEN

Iguana Long Sleeve shirt is sleek, lightweight and comfortable. It provides warmth, thermal regulation and protection from the sun, wind and ocean spray.

FEATURES	MATERIALS	2 Layer Polyester fleece laminated with PU membrane Waterproof 10,000 mm H2O Breathability 3,000g/m2/day
	WEIGHT	355 g, size L
	OTHER FEATURES	Flatlock construction.
COLORS		BLACK
SIZES		XS - 2XL



PRODUCT SIZE (LENGTH UNIT CM)	XS	S	M	L	XL	2XL
CHEST	77	83	90	97	104	111
HEM CIRCUMFERENCE	78	82	88	94	100	106
BACK LENGTH	61,5	63	64,5	66	67,5	69
SHOULDER + SLEEVE LENGTH	67	68,5	70	71,5	73	74,5

WINDSTOP PANTS

BE=DRS=M

DRAGON SHORTS MEN

3 panels shorts. Back and inner legs are made of 3-layer fabric that has a knitted upper layer resistant to mechanical damage, a breathable, water resistant membrane and a soft, warm fleece lining.

FEATURES	OUTER FABRIC	2 Layer Polyester fleece laminated with PU membrane Waterproof 10,000 mmH2O Breathability 3,000g/m2/day
	WAIST	High waist with elastic webbing.
	WEIGHT	245 g, size L
	OTHER FEATURES	Flatlock seams.

COLORS

BLACK

SIZES

XS - 2XL

PRODUCT SIZE (LENGTH UNIT CM)	XS	S	M	L	XL	2XL
WAIST	66	71	76	82	88	94
HIPS	87	92	97	102	106	112
OUTSEAM	44	45	46	47	48	49
INSEAM	22	22,5	23	23,5	24	24,5



BE=DRS=W

DRAGON SHORTS WOMEN

3 panels shorts. Back and inner legs are made of 3-layer fabric that has a knitted upper layer resistant to mechanical damage, a breathable, water resistant membrane and a soft, warm fleece lining.

FEATURES	OUTER FABRIC	2 Layer Polyester fleece laminated with PU membrane Waterproof 10,000 mmH2O Breathability 3,000g/m2/day
	WAIST	Waist with elastic webbing.
	WEIGHT	220 g, size L
	OTHER FEATURES	Flatlock construction.

COLORS

BLACK

SIZES

XS - 2XL

PRODUCT SIZE (LENGTH UNIT CM)	XS	S	M	L	XL	2XL
WAIST	54	59	65	71	77	83
HIPS	78	84	90	96	102	108
OUTSEAM	44	45	46	47	48	49
INSEAM	20	20,5	21	21,5	22	22,5



ARTISTIC

ROBSON
EGALIS

WINDSTOP PANTS

BE=DRP=M

DRAGON PANTS MEN

9-panels comfortable paddle pants will keep you warm and protected from the cold wind and water. Back, inner legs and knees are made of 3-layer fabric that has a knitted upper layer which is resistant to mechanical damage. The pants are breathable with water resistant membrane and a soft, warm fleece lining.

FEATURES	OUTER FABRIC	2 Layer Polyester fleece laminated with PU membrane Waterproof 10,000 mmH2O Breathability 3,000g/m2/day
-----------------	---------------------	--

WEIGHT	385 g, size L
---------------	---------------

OTHER FEATURES	Flatlock construction.
-----------------------	------------------------

COLORS	BLACK
---------------	-------

SIZES	XS - 2XL
--------------	----------

PRODUCT SIZE (LENGTH UNIT CM)	XS	S	M	L	XL	2XL
WAIST	66	71	76	82	88	94
HIPS	67	92	97	102	106	112
OUTSEAM	96	98	100	102	104	106
INSEAM	73	74,5	76	77,5	79	80,5



BE=DRP=W

DRAGON PANTS WOMEN

9-panels comfortable paddle pants will keep you warm and protected from the cold wind and water. Back, inner legs and knees are made of 3-layer fabric that has a knitted outer layer which is resistant to mechanical damage. The pants are breathable with water resistant membrane and a soft, warm fleece lining.

FEATURES	OUTER FABRIC	2 Layer Polyester fleece laminated with PU membrane Waterproof 10,000 mmH2O Breathability 3,000g/m2/day
-----------------	---------------------	--

WEIGHT	370 g, size L
---------------	---------------

OTHER FEATURES	Flatlock construction
-----------------------	-----------------------

COLORS	BLACK
---------------	-------

SIZES	XS - 2XL
--------------	----------

PRODUCT SIZE (LENGTH UNIT CM)	XS	S	M	L	XL	2XL
WAIST	54	59	65	71	77	83
HIPS	78	84	90	96	102	108
OUTSEAM	100	102	104	106	108	110
INSEAM	75,5	77	78,5	80	81,5	83



NEOPRENE

BE=LJ=CERVO=M

CERVO LJ

Cervo LJ is a kayaking and rafting suit with superior insulation that will keep you comfortable without sacrificing durability. Cervo LJ has excellent flexibility, it has non-skid reinforced knees and 3/4 length chest zipper that allows easy entry.

MATERIALS

3,0 mm Neoprene combined with high elastic Supratex and Small Diamond

FEATURES

- a combination of different materials guarantees maximum comfort
- optimal warming insulation with Silver Fleece lining
- 3,0 mm Neopren, combined with 3,0 mm high elastic Super-stretch neoprene in the crotch
- seat and knee area with 3,5 mm Supratex reinforcement for optimal impact protection
- glued blindstitched seams
- two way YKK front zip fastener

WEIGHT

ca 1050 g for size 52

COLORS

GUNMETAL

SIZES

2XS - 4XL

PRODUCT SIZE (LENGTH UNIT CM)	2XS/44	XS/46	S/48	M/50	L/52	XL/54	2XL/56	3XL/58	4XL/60
FULL LENGTH	134	138	142	146	150	154	158	162	166
CHEST	78	82	86	90	94	98	102	106	110
WAIST	68	72	76	80	84	88	92	96	100
HIP	82	86	90	94	98	102	106	110	114
SHOULDER <-> CROTCH	70	72	74	76	78	80	82	84	86



BE=LJ=CERVO=W

CERVO LADY

Cervo Lady is a kayaking and rafting suit with superior insulation that will keep you comfortable without sacrificing durability. Cervo Lady has excellent flexibility and it has non-skid reinforced knees.

MATERIALS

3,0 mm Neoprene combined with high elastic Supratex and Small Diamond

FEATURES

- anatomically designed for ladies fit
- a combination of different materials guarantees maximum comfort
- optimal warming insulation with Silver Fleece lining
- 3,0 mm Neopren, combined with 3,0 mm high elastic Super-stretch neoprene in the crotch
- seat and knee area with 3,5 mm Supratex reinforcement for optimal impact protection
- glued blindstitched seams
- two way YKK front zip fastener

WEIGHT

ca 1000 g for size 40

COLORS

GUNMETAL

SIZES

S - 3XL

PRODUCT SIZE (LENGTH UNIT CM)	S/36	M/38	L/40	XL/42	2XL/44	3X/46
FULL LENGTH	133,5	137	140,5	144	147,5	151
CHEST	78	82	86	90	94	98
WAIST	60	64	68	72	76	80
HIP	78	82	86	90	94	98
SHOULDER <-> CROTCH	71,5	73	74,5	76	77,5	79



NEOPRENE

BE-PANTS-CERVO CERVO PANTS

Light kayak & rafting pants that provide comfort and warmth. Cervo pants are highly flexible and have non-skid reinforced knees that add durability.

MATERIALS

3,0 mm Neoprene combined with high elastic Supratex and Small Diamond

FEATURES

- a combination of different materials guarantees maximum comfort
- optimal warming insulation with Silver Fleece lining
- 3,0 mm Neopren, combined with 3,0 mm high elastic Super-stretch neoprene in the crotch seat and
- knee area with 3,5 mm Supratex reinforcement for optimal impact protection
- glued blindstitched seams

WEIGHT

ca 750 g for size 52

COLORS

GUNMETAL

SIZES

2XS - 3XL

PRODUCT SIZE (LENGTH UNIT CM)	2XS/44	XS/46	S/48	M/50	L/52	XL/54	2XL/56
LENGTH	92	95	98	101	105	109	113
WAIST	48	52	56	61	66	71	76



BE-SHORTS-CERVO CERVO SHORTS

Light, highly elastic neoprene kayaking & rafting shorts.

MATERIALS

3,0 mm Neoprene combined with high elastic Supratex and Small Diamond

FEATURES

- a combination of different materials guarantees maximum comfort
- optimal warming insulation with Silver Fleece lining
- 3,0 mm Neopren, combined with 3,0 mm high elastic Super-stretch neoprene in the crotch/seat area with 3,5 mm Supratex reinforcement for optimal impact protection
- glued blindstitched seams

COLORS

GUNMETAL

SIZES

2XS - 2XL

PRODUCT SIZE (LENGTH UNIT CM)	2XS/44	XS/46	S/48	M/50	L/52	XL/54	2XL/56
WAIST	48	52	56	61	66	71	76



NEOPRENE

BE=LJ=LENO=M

LENO LJ SUPERSTRETCH

Leno LJ is a comfortable Neoprene kayaking suit with warm Thermo Plush lining. It has an excellent insulation and anatomical cut for perfect fit. Reinforced knees and non-skid seat area will give you a good grip on the kayak seat.

MATERIALS

- body 3,5 mm Superstretch
- knee 3,5 mm Supratex
- seat Small Diamond

FEATURES

- anatomic cut, for perfect fit
- best insulation attributes by using Superstretch-Neoprene with inner Thermo Plush lining
- high elastic Supratex reinforcement at knee
- Small Diamond at the seat area for protection and good grip on the boats seat
- solid blindstitch seams, additionally glued
- 2 way YKK front zipper
- solid YKK ankle zipper

COLORS

BLACK

SIZES

2XS - 3XL

PRODUCT SIZE (LENGTH UNIT CM)	2XS/44	XS/46	S/48	M/50	L/52	XL/54	2XL/56	3XL/58
FULL LENGTH	134	138	142	146	150	154	158	162
CHEST	78	82	86	90	94	98	102	106
WAIST	68	72	76	80	84	88	92	96
HIP	82	86	90	94	98	102	106	110
SHOULDER <-> CROTCH	70	72	74	76	78	80	82	84



BE=LJ=LENO=W

LENO LADY LJ TZ SUPERSTRETCH

Leno LJ is a comfortable Neoprene kayaking suit with warm Thermo Plush lining. It has an excellent insulation and anatomical cut for perfect fit. Reinforced knees and non-skid seat area will give you a good grip on the kayak seat.

MATERIALS

- body 3,5 mm Superstretch
- knee 3,5 mm Supratex
- seat Small Diamond

FEATURES

- anatomic Lady cut, for perfect fit
- best insulation attributes by using Superstretch-Neoprene with inner Thermo Plush lining
- high elastic Supratex reinforcement at knee
- Small Diamond at the seat area for high abrasion protect and good grip in the boats seat
- solid blindstitch seams, additionally glued
- solid YKK front zipper
- YKK toilet zipper
- solid YKK ankle zipper

COLORS

BLACK

SIZES

XS - 3XL

PRODUCT SIZE (LENGTH UNIT CM)	XS/36	S/38	M/40	L/42	XL/44	2XL/46
FULL LENGTH	134	138	142	146	150	154
CHEST	80	84	88	92	96	100
WAIST	60	64	68	72	76	80
HIP	82	86	90	94	98	102
SHOULDER <-> CROTCH	69	71	73	75	77	79



ARTISTIC

ROBSON
EGALIS

NEOPRENE

BE=LJ=TARO=M TARO LJ

A strong, robust rafting john john that is extremely durable and suites well for extensive use in kayaking schools. Combine with Bolero for full body protection.

MATERIALS

4,0 mm Neoprene combined with Supratex

FEATURES

- 4,0mm double lined Neoprene
- strong knee and seat reinforcements with high elastic 5,0mm Supratex
- optimal fit, the favourite suit for rafting
- strong mauser seams
- ankle zip fastener
- two way YKK front-zipper

WEIGHT

ca 1300 g for size 52

COLORS



SIZES

2XS - 5XL

PRODUCT SIZE (LENGTH UNIT CM)	2XS/44	XS/46	S/48	M/50	L/52	XL/54	2XL/56	3XL/58	4XL/60	5XL/62
FULL LENGTH	124	128,5	133	137,5	142	146,5	151	155,5	160	164,5
CHEST	76	80	84	88	92	96	100	104	108	112
WAIST	71	75	79	83	87	91	95	99	103	107
HIP	83	87	91	95	99	103	107	111	115	119
SHOULDER <-> CROTCH	62,5	64,5	66,5	68,5	70,5	72,5	74,5	76,5	78,5	80,5
CROTCH <-> ANKLE	65,5	68	70,5	73	75,5	78	80,5	83	85,5	87,5



BE=LJ=TARO=W TARO LADY LJ

Taro Lady rafting and kayaking suit with superior insulation provides excellent comfort and warmth. Taro Lady is specially designed for women. Combine with Lady Bolero for full body protection.

MATERIALS

3,5 mm Neoprene combined with Supratex

FEATURES

- 3.5 mm double lined Neoprene
- strong knee and seat reinforcements with high elastic 5,0mm Supratex
- optimal fit, the favourite suit for rafting
- strong mauser seams
- ankle zip fastener
- two way YKK front-zipper

WEIGHT

ca 1300 g for size 40

COLORS



SIZES

XS - 2XL

PRODUCT SIZE (LENGTH UNIT CM)	XS/36	S/38	M/40	L/42	XL/44	2XL/46
FULL LENGTH	132	136	140	144	148	152
CHEST	86	90	94	98	102	106
WAIST	63	67	71	74	78	81
HIP	86	90	94	97	100	103
SHOULDER <-> CROTCH	72	73,5	75	76	77	78
CROTCH <-> ANKLE	68	71	74	76,5	77	78




NEOPRENE

NEOPRENE

BE-LJ-TARO-JUN JUNIOR LJ


Junior LJ is a durable and comfortable long john for youth paddlers. It is flexible and has an anatomical cut to have a perfect fit. When combined to Junior Bolero, you will have a complete body protection.

MATERIALS	3,0mm Neoprene combined with Supratex			
FEATURES	<ul style="list-style-type: none"> - two shoulder Velcro fasteners - 3,0mm double lined Neoprene with blindstitch seams - seat and knee area reinforcement with Supratex 			
WEIGHT	ca 700 g for size III			
COLORS	 AMPARO			
SIZES	I (146) - IV (164)			
PRODUCT SIZE (LENGTH UNIT CM)	I/146	II/152	III/158	IV/164
FULL LENGTH	110	114	118	122
CHEST	62	66	70	72
WAIST	58	62	64	67
HIP	68	72	75	78
SHOULDER <-> CROTCH	54,5	56	58	59
CROTCH <-> ANKLE	60,5	61	61,5	61,5



BE-BOLERO-JR JUNIOR BOLERO

Bolero Junior keeps a kid's upper body warm and also protected from scratches and bruises. Front zipper makes the jacket easy to put on and take off. Bolero fits well with our Junior long johns to have a maximum protection.

MATERIALS	3.5 mm double lined Neoprene combined with Supratex			
FEATURES	<ul style="list-style-type: none"> - 3,5 mm double lined Neoprene - soft curved sleeve - 5,0mm Supratex arm reinforcement - mauser seams - YKK front zipper 			
WEIGHT	ca 650 g for size III			
COLORS	 AMPARO			
SIZES	I (146) - IV (164)			
PRODUCT SIZE (LENGTH UNIT CM)	I/146	II/152	III/158	IV/164
FULL LENGTH	50,5	49,5	48,5	47,5
CHEST	80	76	72	68
WAIST	61	57	53	49
HIP	64	60	56	52
SHOULDER + SLEEVE LENGTH	60,5	59	57	55,5



ARTISTIC

ROBSON
EGALIS

NEOPRENE

BE-BOLERO-M BOLERO

Rafting bolero keeps you warm and fits well with our entire range of Long Johns for full body protection.

MATERIALS

3.5 mm double lined Neoprene combined with Supratex

FEATURES

- 3,5 mm double lined Neoprene
- soft curved sleeve
- Supratex arm reinforcement
- mauser seams
- YKK front zipper

WEIGHT

ca 950 g for size 52

COLORS



SIZES

2XS - 4XL 2XS - 4XL

PRODUCT SIZE (LENGTH UNIT CM)	2XS/44	XS/46	S/48	M/50	L/52	XL/54	2XL/56	3XL/58	4XL/60
FULL LENGTH	51,5	51,5	55	55	57,5	57,5	60,5	60,5	63
CHEST	90	94	98	102	105	109	113	117	121
WAIST	74	78	81	85	89	92	96	100	103
HIP	73	77	81	85	89	92	96	100	104
SHOULDER + SLEEVE	63	64	66	68	69	70,5	72,5	74,5	76,5



BE-BOLERO=W LADY BOLERO

Rafting bolero is made specially for women and fits perfectly with the body. Lady Bolero keeps you warm and protected. For full body protection use it with our range of Long Johns.

MATERIALS

3.5 mm double lined Neoprene combined with Supratex

FEATURES

- 3,5 mm double lined Neoprene
- soft curved sleeve
- Supratex arm reinforcement
- mauser seams
- YKK front zipper

WEIGHT

ca 800 g for size 40

COLORS



SIZES

S - 3XL

PRODUCT SIZE (LENGTH UNIT CM)	S/36	M/38	L/40	XL/42	2XL/44	3XL/46
FULL LENGTH	50	50,5	53,5	56,7	59	59,5
CHEST	81,4	84	86	88,6	91,4	93,6
WAIST	66	68,4	71	73	75	77,4
HIP	64	67	70	72	75	77
SHOULDER + SLEEVE	59,8	61	62,5	63,5	64,7	66



CANYONING

BE-SUIT-CANYON CANYONING SUIT

5.5 mm canyoning suit with superior warming insulation, suitable for daily use by canyoning organizers.

MATERIALS

5,5 mm double lined Neoprene combined with Supratex

FEATURES

- strengthened at the knee, seat and elbow with high elastic, non-abrasive 6,5mm Supratex
- high insulation with inner Silver fleece lining on 5,5 mm Neoprene
- 3,5 mm Superflex hood
- waterproof, glued Blindstitch seams
- two Way YKK Front Zipper
- sleeve in 4 mm Neoprene

WEIGHT

ca 1800 g for size 52

COLORS



SIZES

2XS - 3XL

PRODUCT SIZE (LENGTH UNIT CM)	2XS/44	XS/46	S/48	M/50	L/52	XL/54	2XL/56	3XL/58
FULL LENGTH	134	138	142	146	150	154	158	162
CHEST	76	80	84	88	92	96	100	104
WAIST	66	70	74	78	82	86	90	94
HIP	82	86	90	94	98	102	106	110
CROTCH <-> ANKLE	67	69	71	73	75	77	79	81
SHOULDER + SLEEVE	63	65	67	69	71	73	75	77



BE-SUIT-CANYO=JR CANYONING SUIT JUNIOR

4-5 mm Canyoning Suit with high warming insulation keeps your body warm and protected from the scratches and bruises. It is a highly elastic and durable suit for Children.

MATERIALS

4-5 mm double lined Neoprene combined with Supratex

FEATURES

- strengthened at the knee, seat and elbow with high elastic, non-abrasive 5,5 mm Supratex
- high insulation with inner Silver fleece lining on 4-5 mm Neoprene
- 3,5 mm Superflex hood
- waterproof, glued Blindstitch seams
- two Way YKK Front Zipper
- sleeve in 4 mm Neoprene

COLORS



SIZES

I (146) - IV (164)

PRODUCT SIZE (LENGTH UNIT CM)	I/146	II/152	III/158	IV/164
FULL LENGTH	134	138	142	146
CHEST	76	80	84	88
WAIST	66	70	74	78
HIP	82	86	90	94
CROTCH <-> ANKLE	67	69	71	73
SHOULDER + SLEEVE	63	65	67	69



ARTISTIC

ROBSON
EGALIS

CANYONING

BE=JKT=CANYON CANYONING JACKET

This canyoning jacket is made from 5,5 mm double lined Neoprene that keeps you warm. The jacket is highly elastic and comfortable.

MATERIALS	5,5 mm double lined Neoprene combined with Supratex
FEATURES	<ul style="list-style-type: none"> - double lined 5,5mm high elastic Neoprene seat and elbow area with Supratex reinforcement - insulated hood and sleeves with inner Silver fleece lining - waterproof, glued Blindstitch seams
WEIGHT	ca 1600 g for size 52
COLORS	R/BK
SIZES	2XS - 3XL



PRODUCT SIZE (LENGTH UNIT CM)	2XS/44	XS/46	S/48	M/50	L/52	XL/54	2XL/56	3XL/58
CHEST	76	80	84	88	92	96	100	104
WAIST	66	70	74	78	82	86	90	94
HIP	82	86	90	94	98	102	106	110
SHOULDER + SLEEVE	63	65	67	69	71	73	75	77

BE-SUIT=ROCKPR ROCK PROTECT SUIT

A Canyoning suit, constructed for the daily use of Guides and Clients in cold canyons. It is a high-performance, waterproof and a warm suit that is extremely durable.

MATERIALS	high elastic 6,5 mm double lined Neoprene combined with PU coating
FEATURES	<ul style="list-style-type: none"> - a combination of different, highly elastic materials guarantees maximum comfort - optimal insulation with Silver Fleece lining - seat, elbow and knee area with 6,5 mm PU reinforcements for optimal impact protection - Seam Coating System to avoid seam breaks in particularly vulnerable areas - glued, waterproof Blindstitch seams - 2-Way YKK Front-Zipper with inner waterstop - sealing flap
COLORS	BK/O
SIZES	2XS - 3XL



PRODUCT SIZE (LENGTH UNIT CM)	2XS/44	XS/46	S/48	M/50	L/52	XL/54	2XL/56	3XL/58
FULL LENGTH	134	138	142	146	150	154	158	162
CHEST	76	80	84	88	92	96	100	104
WAIST	66	70	74	78	82	86	90	94
HIP	82	86	90	94	98	102	106	110
CROTCH <-> ANKLE	67	69	71	73	75	77	79	81
SHOULDER + SLEEVE	63	65	67	69	71	73	75	77

AQUA SKIN

BE=LAMONE=SS LAMONE SHIRT

Very elastic and light shirt made of 1,5 mm Aqua Skin that gives you comfort on a hot summer day and protects your shoulders from the sun. Lamone long shirt is made of soft antibacterial material with the cut that prevents ride ups.

MATERIALS	highly elastic, 1,5mm Aqua Skin Neopren	
FEATURES	<ul style="list-style-type: none"> - high comfort in wearing by Superstretch technology antibacterial Mircobe Shield - best isolating by an underlay made of Silver Coat - soft handfeel by inner Microfleece fabric - Flatstitch seams 	
WEIGHT	ca 400 g for size L	
COLORS		
SIZES	2XS - 2XL	2XS - 2XL



PRODUCT SIZE (LENGTH UNIT CM)	2XS	XS	S	M	L	XL	2XL
FULL LENGTH	45	47	49	51	53	55	57
HIP CIRCUMFERENCE	78	82	86	90	94	98	102
SHOULDER + SLEEVE	24	26	28	30	32	34	36

BE=LAMONE=LS LAMONE LONG SHIRT

Very elastic and light shirt made of 1,5 mm Aqua Skin that protects you from the sun. Lamone long shirt is made of soft antibacterial material with the cut that prevents ride ups.

MATERIALS	highly elastic, 1,5mm Aqua Skin Neoprene	
FEATURES	<ul style="list-style-type: none"> - high comfort in wearing by Superstretch technology antibacterial Mircobe Shield - best isolating by an underlay made of Silver Coat - soft handfeel by inner Microfleece fabric - Flatstitch seams 	
WEIGHT	ca 450 g for size L	
COLORS		
SIZES	2XS - 2XL	2XS - 2XL



PRODUCT SIZE (LENGTH UNIT CM)	2XS	XS	S	M	L	XL	2XL
FULL LENGTH	45	47	49	51	53	55	57
HIP CIRCUMFERENCE	78	82	86	90	94	98	102
SHOULDER + SLEEVE	58	61	64	67	70	73	76

ARTISTIC

ROBSON
EGALIS

AQUA SKIN

BE=LYC=RUSH

LYCRA RUSH T-SHIRT

Lycra Shirt. Use under the Neoprene and/or for sun protection.

MATERIALS

high elastic Lycra Synthetic

FEATURES

- very fastly drying
- Sun protection
- cooling qualites
- Flatstitch seams

WEIGHT

ca 250 g for size L

	BLACK	CHILLI	AMPARO
SIZES	XS - 2XL	XS - 2XL	XS - 2XL



PRODUCT SIZE (LENGTH UNIT CM)	2XS	XS	S	M	L	XL	2XL
FULL LENGTH	52	54	56	58	60	62	64
HIP CIRCUMFERENCE	80	84	88	92	96	100	104
SHOULDER + SLEEVE	24	26	28	30	32	34	36

BE=SHORT=LAMONE

LAMONE SHORTS

Those highly elastic Playboater shorts will give you maximum flexibility and range of motion in the legs. Constructed from 1,5 mm Skin Neoprene with reinforcement on the seat and soft inner Microfleece fabric that gives you maximum comfort.

MATERIALS

high elastic, 1,5mm Aqua Skin Neopren

FEATURES

- high comfort in wearing by Superstretch technology
- seat with Small Dianond
- antibacterial Mircobe Shield
- best isolating by an underlay made of Silver Coat
- soft handfeel by inner Microfleece fabric
- Flatstitch seams

WEIGHT

ca 350 g for size L

COLORS

GUNMETAL

SIZES

2XS - 2XL

PRODUCT SIZE (LENGTH UNIT CM)	2XS	XS	S	M	L	XL	2XL
WAIST OPENING CIRCUMFERENCE	48	52	56	61	66	71	76




AQUA SKIN

AQUA SKIN

BE=PANT=3/4=LAMO

LAMONE 3/4 PANTS

High elastic Aqua Skin neoprene Playboater pants.

MATERIALS	high elastic, 1,5mm Aqua Skin Neopren
FEATURES	<ul style="list-style-type: none"> - short 3/4 legs - high comfort in wearing by Superstretch technology - seat with Small Dianond, knee area with 2,5 mm Supratex reinforcement for optimal impact protection - antibacterial Mircobe Shield - best isolating by an underlay made of Silver Coat - soft handfeel by inner Mircrofleece fabric - Flatstitch seams
WEIGHT	ca 400 g for size L
COLORS	GUNMETAL 
SIZES	2XS - 2XL

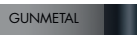
PRODUCT SIZE (LENGTH UNIT CM)	2XS	XS	S	M	L	XL	2XL
WAIST OPENING CIRCUMFERENCE	48	52	56	61	66	71	76



BE=PANTS=LAMONE

LAMONE PANTS

High elastic Aqua Skin neoprene kayaker pants.

MATERIALS	high elastic, 1,5mm Aqua Skin Neopren
FEATURES	<ul style="list-style-type: none"> - high comfort in wearing by Superstretch technology - seat with Small Dianond, knee area with 2,5 mm Supratex reinforcement for optimal impact protection - antibacterial Mircobe Shield - best isolating by an underlay made of Silver Coat - soft handfeel by inner Mircrofleece fabric - Flatstitch seams
WEIGHT	ca 500 g for size L
COLORS	GUNMETAL 
SIZES	2XS - 2XL

PRODUCT SIZE (LENGTH UNIT CM)	2XS	XS	S	M	L	XL	2XL
WAIST OPENING CIRCUMFERENCE	48	52	56	61	66	71	76
FULL LENGTH	92	95	98	101	105	109	113



ARTISTIC

ROBSON
EGALIS

AQUA SKIN

BE=LJ=LAMONE

LAMONE LJ

High elastic Aqua Skin neoprene long john with ultra soft inner Microfleece fabric. Lamone LJ provides warmth, max. flexibility and range of motion in the shoulders, legs and chest.

MATERIALS

high elastic, 2,0 mm Aqua Skin Neopren

FEATURES

- high comfort in wearing by Superstretch technology
- seat with Small Diamond, knee area with 2,5 mm Supratex reinforcement for optimal impact protection
- antibacterial Microbe Shield
- best isolating by an underlay made of Silver Coat
- soft handfeel by inner Microfleece fabric
- Flatstitch seams

COLORS

GUNMETAL

SIZES

2XS - 4XL



PRODUCT SIZE (LENGTH UNIT CM)	2XS	XS/46	S/48	M/50	L/52	XL/54	2XL/56	3XL/58	4XL/60
FULL LENGTH	134	138	142	146	150	154	158	162	166
CHEST	78	82	86	90	94	98	102	106	110
WAIST	68	72	76	80	84	88	92	96	100
HIP	82	86	90	94	98	102	106	110	114
SHOULDER <-> CROTCH	70	72	74	76	78	80	82	84	86

GLOVES/SOCKS/CAPS/HOODS ACCESSORIES

BE-GLOVE-TOUR TOURFLEX

Tourflex flexible touring gloves provide excellent grip and warmth for your hands.

MATERIALS & FEATURES

- Fatigue free because of curved fingers
- Super soft aqua skin Neoprene
- PU coated flat palm
- 2,5mm aqua skin Neoprene

COLORS

GUNMETAL

SIZE

XS/S - XL/2XL (one color)



BE-GLOVE-TOUR SEAFLEX

Comfortable Neoprene glove for Touring and Seakayaking. Seaflex gloves are simple and warm kayaking gloves that have good grip to prevent your hands slipping.

MATERIALS & FEATURES

- Fatigue free because of curved fingers
- High elastic, super soft aqua skin material
- PU coated flat palm and knuckles
- 1,5mm aqua skin Neoprene

COLORS

GUNMETAL

SIZE

XS/S - XL/2XL



BE-GLOVE-ICE ICEFLEX

Icelflex warm gloves are perfect for touring in cold weather. Providing sensitivity and excellent grip to your paddle.

MATERIALS & FEATURES

- Fatigue mitten cut
- Easy entry because of high elastic aqua skin material
- PU coated flat palms
- 3,5mm aqua skin Neoprene

COLORS

GUNMETAL

SIZE

XS/S - XL/2XL



ARTISTIC

ROBSON
EGALIS

GLOVES/SOCKS/CAPS/HOODS
ACCESSORIES

BE=GLOVE=CANYON
GLOVE CANYON

Comfortable and durable gloves that allow a good protection in aquatic situations and canyoning. Made of 2 mm Neoprene and artificial leather with a convenient Velcro closure on the wrist for size adjustment.

MATERIALS & FEATURES

- Inside rough artificial leather
- Upper material soft 2 mm Neoprene
- Adjustable velcro fastener
- 2,0 mm superstretch Neopren

WEIGHT

ca 100 g for size L

COLORS



SIZE

XS/S - XL/2XL



BE=KP=AQUA
AQUA KAYAK POGGIES

Very warm and waterproof Aqua poggies allow you to keep your hands protected. The poggies have warm and soft inner fleece and an adjustable wrist. Ideal for touring and sea kayaking.

FEATURES MATERIALS

2 Layer Polyester fleece laminated with PU membrane
Waterproof 10,000 mmH2O Breathability 3,000g/m2/day. Reinforced by abrasion resistant 1000D Cordura fabric on each end. Lower part is also made of Cordura fabric.

WRIST

Adjusted wrist with wide elastic band.

OTHER FEATURES

Easy to put on thanks to a large entry and webbing attached in the middle of the poggies.

COLORS



PRODUCT SIZE (LENGTH UNIT CM)

ONE SIZE

POGGIES WIDTH

24

POGGIES LENGTH

17

CUFF LENGTH

13



BE=MIT=NEO=2,5
NEOPRENE MITTS

Aqua skin paddle mitts will keep your hands warm and dry even in extreme temperatures. The mitts have Velcro fasteners for the shaft and adjustable wrist bands.

MATERIALS & FEATURES

- Best warming insulation also at extreme temperatures
- Velcro fastener for optimal fit on the paddle
- Adjustable wristbands
- 2,5 mm aqua skin Neoprene

COLORS



SIZE

ONE SIZE



ARTISTIC

ROBSON
EGALIS

GLOVES/SOCKS/CAPS/HOODS ACCESSORIES

BE-AQUA-CAP AQUA STRECH CAP

This Aqua Cap will keep your head warm and is also water repellent. The thin polar fleece dissipates moisture efficiently for the best comfort and adjustable straps will give you a perfect fit.

FEATURES	OUTER FABRIC	2 Layer Polyester fleece laminated with PU membrane Waterproof 10,000 mm H2O Breathability 3,000g/m2/day	
COLORS		BLACK	
PRODUCT SIZE (LENGTH UNIT CM)		S/M	L/XL
	HEAD CIRCUMFERENCE	54-56	58-60



BE-AQUA-HOOD AQUA HOOD

This hood is a must if you cannot wait to paddle in the early spring and autumn. Made of 2 Layer Polyester fleece, over Neoprene. Aqua hood is windproof, offers great insulation and is breathable.

FEATURES	OUTER FABRIC	2 Layer Polyester fleece laminated with PU membrane Waterproof 10,000 mm H2O Breathability 3,000g/m2/day	
COLORS		BLACK	
PRODUCT SIZE (LENGTH UNIT CM)		S/M	L/XL
	HEAD CIRCUMFERENCE	54-56	58-60



BE-AQUA-SKIN AQUA SKIN HOOD

Hood made of 1,5 mm Aqua Skin Neoprene that is very elastic giving you an exceptional fit and comfort.

MATERIALS & FEATURES	1,5 mm Aqua Skin Neoprene		
WEIGHT	ca 100 g for size L		
COLORS	BLACK		
SIZE	XS/S - XL/2XL		



ARTISTIC

ROBSON
EGALIS

GLOVES/SOCKS/CAPS/HOODS
ACCESSORIES

BE-SOCK-NEO-5,5
SOCKS 5,5 MM

5,5 Neoprene socks with Supratex sole provide you warmth when and where you need it the most.

MATERIALS & FEATURES

- 5,5 mm double lined Neoprene
- Strong Supratex sole
- Blind stitch seams
- 5,5 mm double lined Neoprene with Supratex reinforcement

WEIGHT

ca 250 g for size L

COLORS

BLACK

SIZE

2XS - XL/2XL

PRODUCT SIZE (LENGTH UNIT CM)	2XS	XS/S	M/L	XL/2XL
HEIGHT	19	20	21	22
SOLE LENGTH	20	23	26	28



BE-SOCK-NEO-3,5
SOCKS 3,5 MM

3,5 Neoprene socks with Supratex sole provide you with warmth and great comfort.

MATERIALS & FEATURES

- 3,5 mm double lined Neoprene
- Strong Supratex sole
- Blind stitch seams
- 3,5 mm double lined Neoprene with Supratex reinforcement

WEIGHT

ca 250 g for size L

COLORS

BLACK

SIZE

2XS - XL/2XL

PRODUCT SIZE (LENGTH UNIT CM)	2XS	XS/S	M/L	XL/2XL
HEIGHT	19	20	21	22
SOLE LENGTH	20	23	26	28



ARTISTIC

ROBSON
EGALIS

BOOTS

BE-BOOTS-RAFT

BOOTS RAFTING (ADULT) & BOOTS RAFTING JUNIOR

Solid neoprene boots for rafting, rental and canoe schools. It is a high cut boot providing a great support for all types of paddlers. Also available for children!



MATERIALS & FEATURES

- upper material in 3,5mm neoprene with PU protection
- solid, nonskid PU Sole
- especially pressure tight Flex core inlay inside the sole
- stable YKK zipper
- 3,5mm double cladded neoprene

WEIGHT

around 850 g at size 42/43

COLORS

BK/GR

ADULT MODEL - 0504000

34/35 - 48

SIZES:

KIDS MODEL - 0504100

28/29 - 32/33

SIZES:

PRODUCT SIZE (LENGTH UNIT CM)	32/33	34/35	36/37	38/39	40/41	42/43	44/45	46/47	48
SOLE	21	22	23	24	25	26	27	28	29
JUNIOR	28/28	30/31	32/33						
SOLE	20	21	22						

BE-BOOTS-CANYO

BOOTS CANYON

Robust neoprene boots for rafting, rental and canoe schools that provide outstanding warmth and protection.



MATERIALS & FEATURES

- 5 mm neoprene
- YKK zipper with soft inner flaps
- nonslip and flexible textured sole

WEIGHT

around 850 g at size 42/43

COLORS

BLACK

SIZE

32/33 - 48

PRODUCT SIZE (LENGTH UNIT CM)	32/33	34/35	36/37	38/39	40/41	42/43	44/45	46/47	48
SOLE	21	22	23	24	25	26	27	28	29

ARTISTIC

ROBSON
EGALIS

BOOTS

BE-SLIPPER-LT SLIPPERS

High performance soft Neoprene slippers for Playboaters and Competitors. Made of 2,5 double lined Neoprene.

MATERIALS & FEATURES

- light PU sole
- 2,5 mm double lined Neoprene
- 2,5mm Neoprene with PU sole

WEIGHT

ca 500 g for size 42/43

COLORS



SIZE

32/33 - 48



PRODUCT SIZE (LENGTH UNIT CM)	32/33	34/35	36/37	38/39	40/41	42/43	44/45	46/47	48
SOLE	21	22	23	24	25	26	27	28	29

BE-BOOTS-CANS CANYON SESSION

Canyon Session high Boots are suitable for kayaking, rafting and canyoning. The boot has stiff Hyper Grip Profilesole, a snap buckle adjustment, several reinforcements and a rubber toecap for added protection from rocks and other objects.

MATERIALS & FEATURES

- optimal Grip by stiff Hyper Grip Profilesole
- good stability and ankle protection with Rubberpads
- belt webbing with adjustable snap buckle for fast slip in
- strong 3,5mm Supratex Neoprene with different reinforcements

WEIGHT

ca 1050 g for size 42/43

COLORS



SIZE


36/37 - 48



PRODUCT SIZE (LENGTH UNIT CM)	36/37	38/39	40/41	42/43	44/45	46/47	48
SOLE	24	25	26	27	28	29	30

SPRAYSKIRT

- ❶ 8 mm PES braided elastic cord
- ❷ 200 D Nylon Ripstop PU coated fabric
- ❸ 400 D Nylon PU coated fabric
- ❹ 25 mm webbing.



ARTISTIC

ROBSON
EGALIS

SPRAYSKIRTS

BE-SS-BASIC BASIC

Ideal for touring or learning, this Basic Nylon sprayskirt is made of PU coated Nylon and has adjustable bungee for the deck and adjustable waist to provide plenty of versatility. This basic, but very durable and water repellent sprayskirt can also be used with our towing belt.

FEATURES	OUTER FABRIC	200D Nylon Ripstop PU coated on the waist tube. 400D Nylon PU coated on the deck.
	WAIST	Adjustable waist tube with cinch cord and stopper.
	RIM BAND	Elastic rim band / Nylon 200 Ripstop
	SHOCKCORD	6 mm shockcord secures skirt firmly to cockpit coaming.
	HANDLE	25 mm webbing loop.
MATERIALS		200D Nylon Ripstop PU coated 400D nylon PU coated Shockcord
COLORS		BLACK



SIZES:
M: 81,5 x 51 (32" x 20")
L: 87.5 x 51.5 cm (34½" x 20½")
XL: 94 x 54.5 cm (37" x 21½")
2XL: 101 x 54.5 cm (39¾" x 21½")
3XL: 106.5 x 56 cm (42" x 22")
4XL: 112.5 x 61.5 cm (44¼" x 24¼")
5XL: 129.5 x 62 cm (5"1 x 24½")

BE-SS-BASIC-ZIP BASIC ZIP

This practical and versatile nylon spraydeck has two way open zipper running down the waist tube and deck to put the sprayskirt in place before sitting in the kayak. The deck fits onto your boat with an adjustable shock cord bungee that seals it tightly to the cockpit and adjustable waist ensures a universal fit. Made of PU coated nylon this is a very durable and water repellent sprayskirt, perfect for recreational kayakers.

FEATURES	OUTER FABRIC	200D Nylon Ripstop PU coated on the waist tube. 400D Nylon PU coated on the deck.	
	FRONT ZIPPER	YKK Aqua Guard water repellent two way open zipper running down the waist tube and deck to put the sprayskirt in place before sitting in the kayak.	
	WAIST	Adjustable upper part of waist tube made of stretchable and water repellent. Storm lycra with cinch cord and stoppers.	
	RIM BAND	Elastic rim band / Nylon 200 Ripstop	
	SHOCKCORD	6 mm shockcord secures skirt firmly to cockpit coaming.	
MATERIALS	HANDLE	25 mm polypropylene webbing loop.	
	OTHER FEATURES		Stitched and sealed seams.
	MATERIALS		200D Nylon Ripstop PU coated 400D Nylon PU coated Storm lycra YKK Aqua Guard Shockcord
	COLORS		BLACK



SIZES:
M – 81,5 x 51 (32" x 20")
L – 87,5 x 51,5 cm (34½" x 20½")
XL – 94 x 54,5 cm (37" x 21½")
2XL – 101 x 54,5 cm (39¾" x 21½")
3XL – 106,5 x 56 cm (42" x 22")
4XL – 112,5 x 61,5 cm (44¼" x 24¼")
5XL – 129,5 x 62 cm (5"1 x 24½")
6XL – 152,5 x 59 cm (60" x 23¼")

SPRAYSKIRTS

BE-SS-NEO-ADJUST NEOPRENE ADJUSTABLE WAISTBAND

Designed for performance oriented paddlers this spraydeck is really tough and waterproof. Made of neoprene this is a very durable and abrasion resistant sprayskirt. Adjustable waist tube with two fasteners gives you perfect fit and maximum comfort. Elastic rim band with not-slip, bumpy material and with shockcord secures the sprayskirt firmly and watertight onto the cockpit.

FEATURES	OUTER FABRIC	3 mm Nylon jersey Neoprene – waist tube. 3 mm Nylon jersey Neoprene – deck.
	WAIST	Adjustable waist tube with two fasteners.
	SHOCKCORD	8 mm elastic shockcord on the deck.
	HANDLE	25 mm webbing loop.
OTHER FEATURES		Sealed seams.
COLORS		BLACK
SIZES		M - 81,5 x 51 cm (32" x 20") L - 87.5 x 51.5 cm (34 ½" x 20 ½") XL - 94 x 54.5 cm (37" x 21 ½")



BE-SS-NEO-GREENLAND GREENLAND

Specially made for Greenland kayaks. This perfectly fitting waterproof sprayskirt will keep you and your boat dry no matter how extreme the conditions or while eskimo rolling. This sprayskirt is made from Nylon Jersey neoprene and has an adjustable waist with hook and loop fasteners.

FEATURES	OUTER FABRIC	3 mm Nylon Jersey Neoprene.
	WAIST	Adjustable neoprene waist tube with two „hook and loop“ fasteners.
	SHOCKCORD	8 mm elastic shockcord on the deck.
	HANDLE	25 mm polypropylene webbing loop.
WEIGHT		400 g, size L
OTHER FEATURES		Sealed seams.
COLORS		BLACK
SIZES		M for Greenland – 60 x 44 cm (23 ½ - 17 ¼") L for Greenland T and GT – 86 x 50 cm (34" - 19 ½")
WAIST SIZE		Universal



ARTISTIC

ROBSON
EGALIS

SPRAYSKIRT

BE-SS-NYLON-FOAM NYLON-FOAM

A waterproof nylon sprayskirt designed for advanced paddlers who are looking for performance and comfort. Conical four-piece waist tube, eliminates the interference with high backband. A mesh zippered pocket on the side of the deck can fit some smaller belongings comfortably. Rim band and seal guarantees a watertight fit.

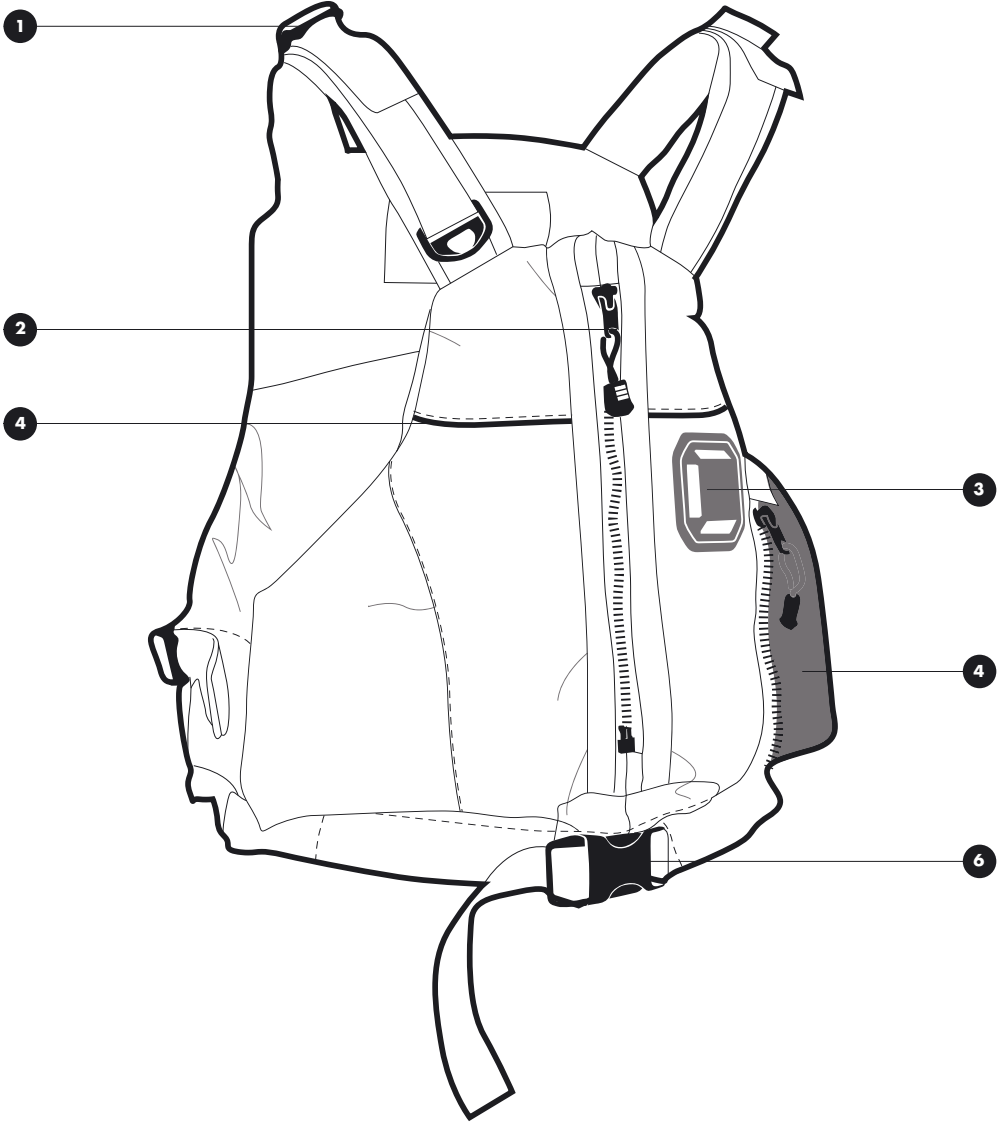
FEATURES	OUTER FABRIC	Waterproof 210D Nylon Ripstop is used for the waist tube. The deck is made out of durable 400D PU coated nylon.
	WAIST	Adjustable neoprene waist band with two „hook and loop“ fasteners on each side.
	FOAM	Closed-cell foam in the deck creating rigidity and insulation from cold and heat.
	POCKET	A mesh zippered pocket on the side of the deck will accommodate small gear.
	RIM BAND	Grip rim band is better resistant to cold conditions. Nylon 200 Ripstop
	SHOCKCORD	6 mm elastic shockcord on the deck.
	OTHER FEATURES	3M reflective tape and offside grab loop for an easy removal. Taped seams.
MATERIALS		210D Nylon Ripstop fabric 400D Nylon PU coated Grip material Shockcord More info in Materials' description
COLORS	BLACK	
SIZES		M – 81,5 x 51 cm (32" x 20") L – 87,5 x 51,5 cm (34½" x 20½") XL – 94 x 54,5 cm (37" x 21½")



SPRAYSKIRT

BUOYANCY AIDS

- 1 Adjustable shoulder straps
- 2 YKK plastic zippers
- 3 Fast Tab for accessory patches
- 4 Reflective piping
- 5 Mesh pocket
- 6 Quick-release plastic



ARTISTIC

ROBSON
EGALIS

BUOYANCY AIDS

BE=PFD=AIR=SE AIR 150N SIDE ENTRY

Wide purpose inflatable lifejacket with side entry.

BUOYANCY	150N
MATERIALS	Durable outer cover fabric
FEATURES	- Legstrap - oral tube and whistle - UML MK5 Automatic operating head
ADJUSTMENT	SS440 Waistbelt
COLORS	BLACK
SIZES / CODE	one size
CERTIFICATE	ISO 12402-3 (150N)



NEW

BE=PFD=AIR=FE AIR 150N FRONT ENTRY

Wide purpose inflatable lifejacket with side entry.

BUOYANCY	150N
MATERIALS	Durable outer cover fabric
FEATURES	- Legstrap - oral tube and whistle - UML MK5 Automatic operating head
ADJUSTMENT	SS440 Waistbelt
COLORS	BLACK
SIZES / CODE	one size
CERTIFICATE	ISO 12402-3 (150N)



NEW

BE=PFD=NAVI NAVI

Navi is a wide purpose buoyancy aid with PE filling, polyester cover fabric, tie cords and waistbelt for tightening vest around body.

MATERIALS	Polyester outer cover fabric
FOAM	PE foam
FEATURES	Tie cords and waistbelt
COLORS	RED
SIZES / CODE	30-50 kg; 50-70 kg; 70-90 kg; 90+ kg
CERTIFICATE	ISO 12402-5 (50N)




NEW

BUOYANCY AIDS

BF-PFD-SWELL

SWELL

This light weight and comfortable buoyancy aid (50N) is an ideal for all the water sports activities. It is made of closed-cell foam and 200 denier nylon that offers a great range of adjustment points. Its side opening makes it easy to put it on. Mesh pocket and a whistle leash makes it also very practical.


BUOYANCY	S/M: 40 N, L/XL: 50 N, 2XL: 50 N
MATERIALS	200D nylon Oxford outside and lining
FOAM	Extra soft foam
FEATURES	Zipper with plastic slider. Zippered mesh pocket with plastic D-ring. Neoprene padded straps on the shoulders. 3M SOLAS reflective tape on the shoulders and reflective piping at the front and back of this PFD allows the paddler to be more visible on the water.
ADJUSTMENT	Adjustable straps made of PP webbing with plastic buckles. Quick-release plastic buckle in the lower belt.
COLORS	
SIZES / CODE	XS – 555205 - 25-40 kg S/M – 555225 - 40-60 kg L/XL – 555235 - 60-70 kg
CERTIFICATE	50N type ISO 12402-5



BE-PFD-SHAMAN

SHAMAN

This centre opening (50N) vest is made of high quality 400D Nylon PU coated and Airex closed-cell foam. It is well adapted for kayakers since its lower back portion is thinner. Its multi-panel construction gives more comfort, particularly for women. Many points of adjustment makes it very comfortable, plus the whistle leash, knife attachment, wide mesh pocket and reflective band makes this vest also very practical.

BUOYANCY	S/M: 40 N, L/XL: 50 N, 2XL: 50 N
MATERIALS	500D nylon Cordura outside 200D nylon Oxford lining
FOAM	Extra soft foam
FEATURES	Zipper with plastic slider. Zippered mesh pocket with plastic D-ring. Reflective piping at the front of this PFD allows the paddler to be more visible on the water.
ADJUSTMENT	Adjustable straps made of PP webbing with plastic buckles. Quick-release plastic buckle in the lower belt
COLORS	
SIZES / CODE	S/M – 555925 - 40-60 kg L/XL – 555935 - 60-70 kg
CERTIFICATE	50N type ISO 12402-5




ARTISTIC

ROBSON
EGALIS

BUOYANCY AIDS

BE=PFD=CREEKE CREEKER


This buoyancy Aid (50N) is perfect for a variety of watersport activities, particularly paddle sports, kayaking and canoeing. With lateral closure this is made of 400D Nylon coated PU, doubled with air mesh. Designed with low profile that allows a very good range of movement, and adjusts well over the torso. Extra cushion in the back is to protect the spinal column in the case of impact.

BUOYANCY	S/M: 40 N, L/XL: 50 N
MATERIALS	500D nylon Cordura outside 200D nylon Oxford lining
FOAM	Extra soft foam
FEATURES	Zipper with plastic slider. Large zippered chest pocket, and movable carabiner pocket. Whistle leash and integrated knife support. This vest has towing harness and neoprene softening on the hem. Reflective piping at the front and back of this PFD allows the paddler to be more visible on the water.
ADJUSTMENT	Adjustable straps made of PP webbing with plastic buckles. Quick-release plastic buckle in the lower belt.
COLORS	
SIZES / CODE	S/M – 555125 - 40-60 kg L/XL – 555135 - 60-70 kg
CERTIFICATE	50N type ISO 12402-5



BE=PFD=WINDI WINDIGO

Windigo buoyancy aid is perfect PFD for touring. It has extra flexible foam for maximum comfort.

BUOYANCY	XS: 35 N, S/M: 40 N, L/XL: 50 N
MATERIALS	500D nylon Cordura outside 200D nylon Oxford lining
FOAM	Extra soft foam
FEATURES	Zipper with plastic slider. 3 front pockets, 1 back pocket for hydration bag.
ADJUSTMENT	Adjustable side straps, reinforced shoulders by straps, neoprene at sides and shoulders.
COLORS	
SIZES / CODE	XS – 555805G/N, 555805VL/N - 25-40 kg S/M – 555825G/N, 555825VL/N - 40-60 kg L/XL – 555835G/N, 555835VL/N - 60-70 kg
CERTIFICATE	50N type ISO 12402-5




BUOYANCY AIDS

BUOYANCY AIDS

BE-PFD-BRANTO BRANTOME II


Brantome II is a simple buoyancy aid that will keep you safe and comfortable on your paddling trips. Brantome has a Zipper with a plastic slider a belt with a quick release buckle.

BUOYANCY	XS: 35 N, S/M: 40 N, L/XL: 50 N
MATERIALS	200D nylon Oxford outside and lining
FOAM	PE foam
FEATURES	Zipper with plastic slider
ADJUSTMENT	Belt with a quick release buckle
COLORS	
SIZES / CODE	XS - 555712RG/N, 555712VL/N - 25-40 kg S/M - 555722RG/N, 555722VL/N - 40-60 kg L/XL - 555732RG/N, 555732VL/N - 60-70 kg
CERTIFICATE	50N type ISO 12402-5



BE-PFD-CLUB CLUB

Buoyancy aid Club is minimalist, but yet functional PFD that is easy to adjust.

BUOYANCY	XS: 40 N, S/M: 55 N, L/XL: 70 N
MATERIALS	500D nylon Cordura outside 200D nylon Oxford lining
FOAM	Extra soft foam
FEATURES	Sides different colors for identification of the sizes.
ADJUSTMENT	Adjustable side straps, adjustable shoulders straps.
COLORS	
SIZES / CODE	XS - 577205N (red sides) - 25-40 kg S/M - 577225N (yellow sides) - 40-60 kg L/XL - 577235N (blue sides) - 60-70 kg
CERTIFICATE	70N type ISO 12402-5




ARTISTIC

ROBSON
EGALIS

BUOYANCY AIDS

BE-PFD-LADAKH LADAKH


Functional and safe buoyancy aid with side opening. It is a touring PFD that has a built in towing belt, a pocket for your hydration bag in the back and plenty of pockets in the front for your valuables

BUOYANCY	S/M: 55 N, L/XL: 70 N
MATERIALS	600D nylon Cordura outside 400D nylon Oxford lining
FOAM	Extra soft foam
FEATURES	Large front pocket Front zip 2 side pockets Pocket at the back for hydration bag
ADJUSTMENT	Adjustable shoulders straps with neoprene, adjustable side straps, straps with quick release buckle.
COLORS	 BK/R
SIZES / CODE	S/M – 577520RG.N - 40-60 kg L/XL – 577530RG.N - 60-70 kg
CERTIFICATE	70N type ISO 12402-5



BE-PFD-GANDAK GANDAK NATURE

Gandak buoyancy aid is perfect for rafter looking for a versatile vest that can handle more rough conditions. It is a durable PFD with 3 waist belts, reinforced shoulders, a collar and an adjustable leg straps.

BUOYANCY	XS: 80 N, S/M: 110 N, L/XL: 140 N
MATERIALS	500D nylon Cordura outside 200D nylon Oxford lining
FOAM	Extra soft foam
FEATURES	Reinforced shoulders, Collar
ADJUSTMENT	3 waist belts with quick release buckle, Adjustable leg strap
COLORS	 R/BK
SIZES / CODE	XS – 514105RG - 30-40 kg S/M – 514125RG - 40-60 kg L/XL – 514135RG - 60-70 kg
CERTIFICATE	140N type ISO 12402-6



BUOYANCY AIDS

BE=PFD=SORBA

SORBA

Sorba is a simple recreational PFD for touring, rentals and clubs. Adjustable by 3 straps with quick release buckles.

MATERIALS	210 D Oxford Nylon
FEATURES	- fast get in and out - convenient fit - easy handling with buckles
COLOR	<div style="display: flex; gap: 10px;"> <div style="background-color: red; width: 20px; height: 10px; border: 1px solid black;"></div> 0211020 <div style="background-color: blue; width: 20px; height: 10px; border: 1px solid black;"></div> 0211063 </div>



EN ISO 12402 - 5			
KG	CHEST (CM)	NEWTON	SIZES
45-60	70-90	50	XS/S
50-80	80-110	60	M/L
>70	100-135	65	XL/2XL

BE=PFD=HOUAT

HOUAT NATURE

Houat Nature is safe and simple offering comfort and functionality. The vest has 2 adjustable front and side traps and an adjustable leg strap. Houat is a durable PFD made of 500D Nylon Cordura fabric.

BUOYANCY	XS: 40 N, S/M: 55 N, L/XL: 70 N, 2XL: 70 N
MATERIALS	500D nylon Cordura outside 200D nylon Oxford lining
FOAM	Extra soft foam
FEATURES	Shoulders straps different colors for identification of the sizes
ADJUSTMENT	2 adjustable straps with quick release buckle, Adjustable side straps, Adjustable leg strap
COLORS	<div style="display: flex; gap: 10px;"> <div style="background-color: red; width: 20px; height: 10px; border: 1px solid black;"></div> R/BK </div>
SIZES / CODE	XS: 576605RG (orange shoulders) - 25-40 kg S/M: 576625RG (green shoulders) - 40-60 kg L/XL: 576635RG (purple shoulders) - 60-70 kg 2XL: 576655RG (black shoulders) - 70-80 kg
CERTIFICATE	70N type ISO 12402-5



ARTISTIC

ROBSON
EGALIS

BUOYANCY AIDS

BE-PFD-HOEDIC HOEDIC NATURE

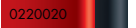

Houat Nature is a durable touring PFD with an easy front zip entry and simple adjustments on the sides. Features an adjustable neoprene shoulders straps, two front pocket (one for VHF) and back pocket for an optional 1 liter water bag.

MATERIALS	600D Cordura ripstop fabric 200D Nylon Oxford lining Extra soft foam
SIZES / CODE	S/M – 576 615 RG - 40-60 kg L/XL – 576 635 RG - 60-70 kg
SERTIFICATE	70N type ISO 12402-5



BE-PFD-RAFTER RAFTER

Robust rental, kayak school and rafting vest that is meant for an excessive use.

BUOYANCY	75 Newton
MATERIALS	- ARS 450 D - 3 M Reflection
FOAM	flexible foam by diagonal flex line
FEATURES	- 20 mm vertical shoulder strap system small pack size by using vertical shoulder compression strap system - YKK front zipper
ADJUSTMENT	- 20 mm breast and waist straps for easy size adjustment
WEIGHT	ca. 1150 g for size M/L
COLOR	0220020  0220063 



EN ISO 12402 - 5			
KG	CHEST (CM)	NEWTON	SIZES
45-60	70-90	60	XS/S
50-80	80-110	75	M/L
>70	100-135	80	XL/2XL

BUOYANCY AIDS

BE-PFD-RAFPR RAFTER PRO

Robust rental, kayak school and rafting vest is a durable PFD with an easy breast and waist adjustment a collar and vertical shoulder strap system.

BUOYANCY	75 Newton
MATERIALS	ARS 450 D; 3 M Reflection
FOAM	flexible foam by diagonal flex line
FEATURES	<ul style="list-style-type: none"> - 20 mm vertical shoulder strap system - small pack size by using vertical shoulder compression strap system - Collar & YKK front zipper
ADJUSTMENT	20 mm breast and waist straps for easy size adjustment
WEIGHT	ca 1150 g for size M/L
COLOR	<div style="display: flex; gap: 10px;"> <div style="background-color: #022022; width: 20px; height: 10px;"></div> <div style="background-color: #000000; width: 20px; height: 10px;"></div> <div style="background-color: #000000; width: 20px; height: 10px;"></div> <div style="background-color: #000000; width: 20px; height: 10px;"></div> </div>



EN ISO 12402 - 5			
KG	CHEST (CM)	NEWTON	SIZES
45-60	70-90	60	XS/S
50-80	80-110	75	M/L
>70	100-135	80	XL/2XL

BE-PFD-SECPR SECCHIA PRO

Extreme whitewater vest also suitable for kayak expedition, kayak schools and rafting Guides who want a great fitting. Secchia has plenty of smart storage room, carabiner park, 2 fixpads and several adjustment points.

BUOYANCY	80 Newton
MATERIALS	ARS 450 D; 3 M Reflection stripes
FOAM	flexible foam by diagonal flex line
FEATURES	<ul style="list-style-type: none"> - 45 mm waist belt with aluminium buckle and fixlock plastic buckle - two front pockets with zip fastener - carabiner park - short length for optimal movement - backpack for throwline carry - two fixpads for knife and signal tool
ADJUSTMENT	<ul style="list-style-type: none"> - size adjustment, 20 mm vertical shoulder strap system - 20 mm waist straps for easy size adjustment
WEIGHT	ca 1300 g for size M/L
COLORS	<div style="background-color: #000000; width: 20px; height: 10px;"></div> <div style="background-color: #000000; width: 20px; height: 10px;"></div> <div style="background-color: #000000; width: 20px; height: 10px;"></div>



EN ISO 12402 - 6			
KG	CHEST (CM)	NEWTON	SIZES
45-60	70-90	80	XS/S
50-80	80-110	80	M/L
>70	100-135	90	XL/2XL

BUOYANCY AIDS

BE=PFD=ORCO

ORCO

A functional and comfortable vest for playboat, rafting and sea kayaking. Orco has a short length for optimal movement and easily adjustable waist & shoulder straps.

MATERIALS	ARS 450 D; 3 M Reflection
FOAM	flexible foam by diagonal flex line
FEATURES	<ul style="list-style-type: none"> - inside 20 mm vertical/horizontal strap system - comfortable short length for optimal movement - Spray Protect Zipper pocket - YKK front zipper
ADJUSTMENT	<ul style="list-style-type: none"> - adjustable shoulder straps - comfortable neoprene shoulders with adjustable 20mm shoulder straps - 20 mm side and waiststraps for easy size adjustment
WEIGHT	ca 1100 g for size M/L
COLOR	<div style="display: flex; gap: 10px;"> <div style="width: 20px; height: 10px; background-color: #0056b3; border: 1px solid black;"></div> <div style="width: 20px; height: 10px; background-color: #1a1a1a; border: 1px solid black;"></div> </div>



EN ISO 12402 - 6			
KG	CHEST (CM)	NEWTON	SIZES
45-60	70-90	50	XS/S
50-80	80-110	60	M/L
>70	100-135	65	XL/2XL

BE=PFD=ORCOPR

ORCO PRO

Clever and robust whitewater vest with carabiner park 2 large and 1 key and 1 inner pocket. Orco Pro has short length for optimal movement and easily adjustable waist & shoulder straps.

MATERIALS	ARS 450 D; 3 M Reflection pads
FOAM	- flexible foam by diagonal flex line
FEATURES	<ul style="list-style-type: none"> - 45 mm waist belt with aluminium buckle and fixlock plastic buckle - inside 20 mm vertical/horizontal strap system - two large pockets and key pocket, one inner pocket - carabiner-park - short length for optimal movement
ADJUSTMENT	<ul style="list-style-type: none"> - 20 mm waist straps for easy size adjustment - comfortable neoprene shoulders with adjustable 20mm shoulder straps
WEIGHT	ca 1500 g for size M/L
COLOR	<div style="display: flex; gap: 10px;"> <div style="width: 20px; height: 10px; background-color: #e61e1e; border: 1px solid black;"></div> <div style="width: 20px; height: 10px; background-color: #1a1a1a; border: 1px solid black;"></div> </div>



EN ISO 12402 - 6			
KG	CHEST (CM)	NEWTON	SIZES
45-60	70-90	60	XS/S
50-80	80-110	75	M/L
>70	100-135	80	XL/2XL

BUOYANCY AIDS

BE-PFD-OREX

ORCO EXPEDITION

Comfortable high performance seakayak and expedition vest with waist belt and side zipper. Orco Expedition has all the details and extras needed for the long touring trips. It has 1 large front pocket, one inner pocket, fixpad for flashlight plus a big pocket on the back for equipment and throw bag.

MATERIALS

ARS 450 D; 3 M Reflection pads

FOAM

flexible foam by diagonal flex line

FEATURES

- 45 mm waist belt with aluminium buckle and fixlock plastic buckle
- inside 20 mm vertical/horizontal strap system
- backpack for equipment and throw carry
- big front pocket, one inner pocket
- carabiner-park
- fixpad for flashlight fixing on front and reverse side
- short length for optimal movement

ADJUSTMENT

- 20 mm waist straps for easy size adjustment
- comfortable neoprene shoulders with adjustable 20mm shoulder straps

WEIGHT

ca 1500 g for size M/L

COLOR




EN ISO 12402 - 6			
KG	CHEST (CM)	NEWTON	SIZES
45-60	70-90	60	XS/S
50-80	80-110	75	M/L
>70	100-135	80	XL/2XL

BUOYANCY AIDS

BE=PFD=NINO

NINO

Nino is a open lifejacket for children that provides maximum safety for the little ones.


BUOYANCY	40 N
MATERIALS	500D nylon Cordura outside 200D nylon Oxford lining
FOAM	Extra soft foam
FEATURES	Front pocket with whistle, collar, reflective material, grab handle that makes it easy to retrieve a child out of the water.
ADJUSTMENT	Flap between legs that prevents ride-up and can be adjusted with leg strap.
COLORS	 R/BK
SIZE	Single kid size - 15-30 kg
CERTIFICATE	100N type ISO 12402-4



BE=PFD=NINO=ANGRYB

ANGRY BIRDS NINO

This buoyancy aid with unique Angry Birds design is especially made for children. Angry Birds Nino is an open lifejacket that provides maximum safety while having fun on the water.


BUOYANCY	40 N
MATERIALS	500D nylon Cordura outside 200D nylon Oxford lining
FOAM	Extra soft foam
FEATURES	Front pocket with whistle, collar, reflective material, grab handle that makes it easy to retrieve a child out of the water.
ADJUSTMENT	Flap between legs that prevents ride-up and can be adjusted with leg strap.
COLORS	 R/BK
SIZE	Single kid size - 15-30 kg
CERTIFICATE	100N type ISO 12402-4



BUOYANCY AIDS

BE-PFD-AVEYRO AVEYRON

The Aveyron is an opened buoyancy aid that is durable, easy to wear and adjust. It was especially created for the intensive and rental use.

BUOYANCY	XS: 40 N, S/M: 55 N, L/XL: 70 N, 2XL: 70 N, X2XL: 70 N
MATERIALS	600D Poly Cordura Ripstop fabric shell, 400D Nylon Oxford lining
FOAM	Extra soft foam
FEATURES	Shoulders straps reinforcement and buckles of strong resistance
ADJUSTMENT	2 adjustable straps
COLORS	
SIZES / CODE	XS – 577405RG / 577405B / 577405V (red sides) - 25-40 kg S/M – 577425RG / 577425B / 577425V (yellow sides) - 40-60 kg L/XL – 577435RG / 577435B / 577435V (blue sides)- 60-70 kg 2XL – 577455RG / 577455B / 577455V (black sides) - 70-80 kg 3XL – 577465RG / 577465B / 577465V (red sides) - 80-100 kg

XS: 40 N, S/M: 55 N, L/XL: 70 N, 2XL: 70 N, X2XL: 70 N

600D Poly Cordura Ripstop fabric shell, 400D Nylon Oxford lining

Extra soft foam

Shoulders straps reinforcement and buckles of strong resistance

2 adjustable straps




XS – 577405RG / 577405B / 577405V (red sides) - 25-40 kg
S/M – 577425RG / 577425B / 577425V (yellow sides) - 40-60 kg
L/XL – 577435RG / 577435B / 577435V (blue sides)- 60-70 kg
2XL – 577455RG / 577455B / 577455V (black sides) - 70-80 kg
3XL – 577465RG / 577465B / 577465V (red sides) - 80-100 kg



BE-PFD-AVEYRON-ANGRY AVEYRON

This new Angry Birds buoyancy aid Aveyron is especially made for kids. Aveyron is very durable and keeps the young paddlers safe while having fun on the water.

BUOYANCY	XS: 40 N, S/M: 55 N, L/XL: 70 N, 2XL: 70 N, X2XL: 70 N
MATERIALS	600D Poly Cordura Ripstop fabric shell, 400D Nylon Oxford lining
FOAM	Extra soft foam
FEATURES	Shoulders straps reinforcement and buckles of strong resistance
ADJUSTMENT	2 adjustable straps
COLORS	
SIZES / CODE	XS – 577405RG / 577405B / 577405V (red sides) - 25-40 kg
CERTIFICATE	70N type ISO 12402-5

XS: 40 N, S/M: 55 N, L/XL: 70 N, 2XL: 70 N, X2XL: 70 N

600D Poly Cordura Ripstop fabric shell, 400D Nylon Oxford lining

Extra soft foam

Shoulders straps reinforcement and buckles of strong resistance

2 adjustable straps



XS – 577405RG / 577405B / 577405V (red sides) - 25-40 kg

70N type ISO 12402-5




ARTISTIC

ROBSON
EGALIS

HELMETS


BE=HELM=JUNIOR JUNIOR+

Ideal helmet for all watersports to protect your head.

FEATURES	Quick unclasp with a clip, with ear protections
MATERIALS	Polypropylene
SIZE	Head size from 53 to 56 cm
COLOR	 YELLOW
CERTIFICATE	EN 1385



BE=HELM=EMBRUN EMBRUN

FEATURES	quick inner adjustment system for adjusting head size, ears protection, adjustable straps.
MATERIALS	Polypropylene
SIZE	Adjustable sizes from 53 to 61 cm.
COLOR / CODE	 RED 307 000 RG
CERTIFICATE	EN 1385

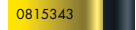
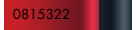


BE=PART=EMBRUN INSIDE PART OF EMBRUN



BE=HELM=BUMP BUMPER

Kayaking and rafting helmet. A quick inner adjustment system and chin strap ensures a secure fit and high density foam lining provides an excellent impact protection.

FEATURES	quick inner adjustment system for adjusting the head size
WEIGHT	ca 400 g for size S/M
COLOR	 0815343  0815322
SIZES	S/M, L/XL S/M, L/XL



HELMETS

BE-HELM=BAKER

BAKER

Robust and comfortable white water - kayak and rafting helmet.

FEATURES

- ABS-outer shell for high impact absorption
- high shock absorbing closed cell Brock foam
- good head fit with anatomic formed foam construction
- removable ear caps in Neoprene

WEIGHT

ca 490 g

COLOR

0825067

0825001

0825038

SIZES

S = 53,5 - 55,5 cm
M = 55,5 - 57 cm
L = 57 - 59 cm
XL = 59 - 60,5 cm
2XL = 60,5 - 62,5 cm



BE-HELM=WATT

WATTS

Extremely durable and robust white water - kayak and rafting helmet with high impact ABS moulded outer shell and closed cell Brock foam. Watts has removable ear caps in Neoprene and an easy adjustment system.

FEATURES

- ABS-outer shell for high impact absorption
- high shock absorbing closed cell Brock foam
- perfect head fit with anatomic formed foam construction
- removable ear caps in neoprene

WEIGHT

ca 490 g

COLOR

0825122

0825173

SIZES

S = 53,5 - 55,5 cm
M = 55,5 - 57 cm
L = 57 - 59 cm
XL = 59 - 60,5 cm
2XL = 60,5 - 62,5 cm



ARTISTIC

ROBSON
EGALIS

SAFETY GEAR

BE-MC=PF-STANDARD MICROCELL PADDLE FLOAT STANDARD

This design assures that the paddle float is well-balanced and stable on the water. It is made of 200 denier nylon and polyester mesh. This paddle float is always ready to use and accept your paddle blade into the outside sleeve whenever needed.

FEATURES	OUTER FABRIC	Durable 200D Nylon PU coated. 1000D PES at the bottom. PVC coated polyester mesh on the both sides for quick draining.
	FOAM	Two 5 cm and 2 cm Microcell foam pieces. The paddle is squeezed between the two parts when doing a self rescue.
	HANDLE	Adjustable handle
	OTHER FEATURES	Adjustable hem with cinch cord and stopper.
COLORS	<div style="display: flex; gap: 10px;"> <div style="width: 20px; height: 10px; background-color: red; border: 1px solid black;"></div> <div style="width: 20px; height: 10px; background-color: yellow; border: 1px solid black;"></div> <div style="width: 20px; height: 10px; background-color: purple; border: 1px solid black;"></div> </div>	
SIZE	44,5 x 10 x 23 cm	
WEIGHT	330 g	



BE=PL=ECO PADDLE LEASH ECO

You will never lose your paddle again. Paddle Leash Eco is made of a 1/8 in (3 mm) elastic cord with a hook to fix it onto the kayak and a double Velcro closure at the paddle attachment point. The cord is long enough to do an Eskimo roll with the leash in place.

FEATURES	WEBBING	25 mm polypropylene webbing.
	FASTENERS	25 mm Velcro hook and loop fasteners.
	ELASTIC CORD	3 mm elastic cord length 90 cm.
COLORS	<div style="width: 20px; height: 10px; background-color: black; border: 1px solid black;"></div>	
WEIGHT	1 pair – 30 g	



SAFETY GEAR

BE-PL-REFL

PADDLE LEASH REFLECTIVE

You will always have your paddle at hand when using this Paddle Leash with reflective tape to increase visibility on the water. Elastic bungee cord is covered with reflective tape and has double Velcro closure at the paddle attachment point.

FEATURES	ELASTIC CORD	3 mm elastic cord, length 90 cm, attached to the bag.
	REFLECTIVE TAPE	3M 25 mm reflective tape length 155 cm.
	PADDLE LEASH WEBBING	Paddle Leash: 10 mm polypropylene webbing.
	BAG	Nylon bag with Neoprene bottom and hook



BE-TBAG

THROW BAG

This rescue Throw Bag is simple yet sleek. It is compact with short leash and side release buckle to attach the throw bag in a boat. This is primarily meant for touring kayaks.

FEATURES	OUTER FABRIC	600D Polyester Ripstop PU coated fabric.
	FLOATATION FOAM	Microcell foam disc inside at the bottom.
	BOTTOM	PVC material.
	ROPE	6 mm (1/4") polypropylene rope length 15 m (50 ft).
	OTHER FEATURES	Adjustable neck closure with cinch cord and stopper.
COLORS		GREEN YELLOW RED
WEIGHT		290 g (10 oz)



SAFETY GEAR

BE-THROWLINE-18 THROWLINE 18 M

Innovative throwline system with 18 mtr. line length. Includes a quick release waist belt with buckle for fixation of the throwline.

MATERIALS & FEATURES

- the snap buckles of the throwline are compatible with several of our pfd's
- belt loop with buckle, for fixation on boat or pfd
- rollable fastening with buckle fixation
- fast fill with conical bag opening
- robust bag in Nylon Cordura 600D Ripstop, signal colour and reflection stripes
- line loop with catchy hose cover
- floatable, 10mm throwline
- line break load 500 KG

WEIGHT

ca 900 g



BE-THROWLINE-20 THROWLINE 20 M

Compact throwline with 20 mtr. line length functional bag closure and Velcro fast fill with conical bag opening.

MATERIALS & FEATURES

- Nylon Cordura 600D Ripstop
- signal colour and reflection stripes
- line loop with catchy hose cover
- floatable, 10mm throwline
- line breakload 500 KG

WEIGHT

ca 750 g



BE-THROWLINE-28 THROWLINE 28 M

Compact throwline with 28 mtr. of 10 mm line and easy Velcro closing.

MATERIALS & FEATURES

- functional Velcro closure
- fast fill with conical bag opening
- Nylon Cordura 600D Ripstop, signal colour and reflection stripes
- line loop with catchy hose cover
- floatable, 10mm throwline
- line break load 500 KG



SAFETY GEAR

COWTAIL COW TAIL

Elastic Cow Tail with carabiner.

MATERIALS & FEATURES

- extendable from 60 - 100 cm
- breaking load 500 kg
- aluminium Carabiner
- stainless steel O-Ring



BE-CARABINER-85 CARABINER

Paddle-Carabiner with extra wide opening, fits for the most paddle shafts.

MATERIALS & FEATURES

- curved self-close Snapper
- breaking load 26 KN
- weight 85 gr.
- Alloy



BE-TBELT TOWING BELT

Adapts to a wide range of accessories for several uses. Can be worn at the waist with our TOWING BUNGEE LONG or TOWING SYSTEM (BE-TSYS).

FEATURES

MATERIALS

50 mm (2") polypropylene webbing with quick-release cam buckle, safety toggle and stainless steel O-Ring.

COLORS

BLACK

WEIGHT

180 g (6.4 oz)



ARTISTIC


ROBSON
EGALIS

SAFETY GEAR

BE-TBELT=SEA-KAY

TOWING BELT SEA KAYAKS

Designed for raft guides and white water kayakers. It is a simple and compact towing belt that allows comfortable lower towing.

FEATURES	OUTER FABRIC	1000D Nylon PU coated fabric.
	BELT	50mm (2") polypropylene webbing with cam buckle and safety toggle for emergency release.
	ROPE	15m (50ft) of 6 mm diameter polypropylene rope included in a nylon pouch. An adjustable length rope system shortens the rope up to half its length.
	FOAM	10mm Polyethylene foam on the left side of pouch.
	OTHER FEATURES	Wiregate carabiner included.
COLORS		
WEIGHT		620 g (22 oz)



BE-TB=LONG

TOWING BUNGEE LONG

Recommended for paddlers of 10 ft. (3 m) long boats and more. Can be used as a flip line in a raft. Ideally used with our Towing Belt Basic.

MATERIALS	Strong 1 in (2,5 cm) nylon tubular webbing strap with 1 1/2 in (3,8 cm) stainless steel O-Ring at one end and a wiregate carabiner at the other end.
LENGTH	39 in (1 m) to 7 ft (2,1 m)
WEIGHT	190 g (6,7 oz)



BE-TSYS

TOWING SYSTEM

Simple and compact towing cable for sea kayaks and white water kayaks which can be used with our towing belt.

OUTER FABRIC	1000D Nylon PU coated fabric.
TOWING BUNGEE	2 ft (60 cm) towing bungee with stainless steel D-ring at the other end.
TOWING CABLE	Pouch containing 13 ft (4 m) of towing cable with a paddle carabiner at one end.
WEIGHT	255 g (9 oz)



PADDLING SAFETY GEAR

BE-SK-DELUXE SAFETY KIT DELUXE

Safety kit Deluxe includes all vital items for touring kayakers, that you should not boat without. Includes a paddle float with reflective tape to assist you in re-entering your boat in open water, bilge pump, paddle leash, loud whistle to signal other boaters and medium sized sponge that helps you lift out sand and water from the bottom of your boat. Be prepared and do not leave without a safety kit.

PADDLE FLOAT OUTER FABRIC

Size: 44,5 x 10 x 23 cm
Durable 200D Nylon PU coated.
1000D PES at the bottom.
PVC coated polyester mesh on the both sides for quick draining. Two 5 cm and 2 cm Microcell foam pieces.

All items are packed in a mesh deck pocket that can be attached to your boat.



BE-SK-INFL SAFETY KIT INFLATABLE

Safety kit inflatable includes all items for a safe paddling trip. Includes an inflatable paddle float with reflective tape to assist you in re-entering your boat in open water, bilge pump, paddle leash, loud whistle to signal other boaters and medium sized sponge that helps you lift out sand and water from the bottom of your boat.

All items are packed in a mesh deck pocket that can be attached to your boat.



BE-ECO-BILGE-PUMP ECO BILGE PUMP

Robust bilge pump for canoeing and sea kayaking made from a rigid plastic shaft. Higher pump volume capacity.



BE-KNIFE-RESCUE RESCUE KNIFE

Robust short knife with 8 cm wavy blade and stainless steel handle. Comes with a solid knife sheath for fast retention and a variety of fastening possibilities.

FEATURES

- wavy, 8 cm blade
- Stainless steel 9 cm handle
- clip for fixing it on a belt
- solid knife sheath for fast retention and variety of fastening possibilities

WEIGHT

ca 150 g



SAFETY GEAR

BE=KNIFE-COMBI COMBI KNIFE

Combi Knife is a combination of robust short knife and saw knife.

FEATURES

- 8,5 cm high grade stainless steel blade
- 8,8 cm saw blade
- 12 cm plastic handle
- knife blade partly with fine wave cutting
- saw blade with robust tooth cutting
- protected folding blade
- belt clip
- rope fixing eye

WEIGHT

ca 120 g



BE=KNIFE-RAVEN RAVEN KNIFE

Robust short knife

FEATURES

- 7,2 cm high grade steel blade
- 11 cm aluminum handle
- blade with fine tooth cutting
- protected folding blade for one hand operation
- belt clip
- rope fixing eye

WEIGHT

ca 100 g



BE=KNIFE-CHILI CHILI KNIFE

FEATURES

- 6,8 cm high grade steel blade about
- 10,5 cm plastic handles
- blade partly with a fine wave cutting
- protected folding blade for one hand operation
- belt clip
- rope fixing eye
- plastic handle

WEIGHT

ca 80 g



BE=KNIFE-RESCUE GUIDE KNIFE

Guide Knife strong high grade steel knife for rough working use.

FEATURES

- 9,5 cm high grade stainless steel blade
- 12 cm aluminium / steel handle
- tooth-ground blade
- protected folding blade for one hand operation
- belt clip
- rope fixing eye

WEIGHT

ca 100 g



COCKPIT COVERS & TRANSPORTATION

BE-CC-NEO-GREENL

COCKPIT COVER GREENLAND

High-quality neoprene cockpit cover keeps cockpit dry and clean and reduces fuel consumption during transportation. Safety hook to ensure adherence to the coaming.

FEATURES	OUTER FABRIC	3 mm neoprene
	HANDLE	25 mm Nylon polypropylene webbing.
	SHOCKCORD	8 mm elastic PES shockcord.
	OTHER FEATURES	Elastic cord with plastic hook.
MATERIALS		Neoprene Shockcord
COLORS		BLACK
COCKPIT SIZE		M for Zegul Greenland 60 x 44 cm L for Zegul Greenland T & GT 86 x 50 cm



BE-CC-NYLON

COCKPIT COVER NYLON

Strong nylon cockpit cover prevents water, insects and other unwanted critters from entering your kayak and reduces unnecessary fuel consumption during transportation. Non-slip and non-skid Grip rim band holds the cover firmly on the cockpit and safety hook ensures adherence to the coaming.

FEATURES	OUTER FABRIC	400 denier PU coated nylon
	RIM BAND	Slip-not bumpy material. Holds up strongly to wear and abrasion. It offers perfect grip and non-skid in both wet and dry conditions.
	SHOCKCORD	6 mm elastic PES shockcord.
	HANDLE	25 mm polypropylene webbing loop .
	OTHER FEATURES	Elastic cord with plastic hook on the back of the cockpit.
MATERIALS		400D Nylon PU coated Grip material Shockcord
COLORS		BLACK
COCKPIT SIZE		S – 76 x 49,5 cm (30" x 19½") M – 81,5 x 51 cm (32" x 20") L – 87.5 x 51.5 cm (34½" x 20½") XL – 94 x 54.5 cm (37" x 21½") 2XL – 101 x 54.5 cm (39¾" x 21½") 3XL – 106.5 x 56 cm (42" x 22") 4XL – 112.5 x 61.5 cm (44¼" x 24¼") 5XL – 129.5 x 62 cm (5"1 x 24½") 6XL – 152,5 x 59 cm (60" x 23¼")



COCKPIT COVERS & TRANSPORTATION

BE-TRANS-BAG TRANSPORTATION BAG

This transportation bag is designed to protect your kayak from scratches, dirt and UV exposure. It is made of 210D Nylon Ripstop PU coated fabric. Lateral and deck compression straps let you customize the bag to fit perfectly with your boat. Foam at both ends will protect your kayak and strong carrying handles and anchor handles allow you to attach ropes for transportation. The bag can be stored in its own bag.

FEATURES	OUTER FABRIC	210D Nylon Ripstop PU coated.
	FOAM	2 mm Closed Cell Polyethylene Foam.
	ZIPPER	YKK coil zipper for easier access.
	STRAPS	Adjustable straps made of 25mm Polypropylene webbing.
	OTHER FEATURES	25 mm reflective tape at the rear.
COLORS		BLACK
CODE		Kayak from 5 m to 5,5 m – BE-TRANS-BAG-L Kayak from 5,5 m to 6 m – BE-TRANS-BAG-XL Kayak from 6 m to 6,7 m – BE-TRANS-BAG-2XL



BE-DECK-POCKET DECK POCKET

This simple mesh pocket with zip, can be easily attached to the deck of the kayak. It provides you with quick and easy access to your essential gear.

MATERIALS	Polyester mesh Five plastic hooks
COLORS	BLACK
SIZES	42 x 30 cm



BE-BUOYANCY-RES BUOYANCY RESERVES



CODE	PRODUCT DESCRIPTION	DIMENSIONS (CM) L x L x H	SIZE (L)
360 100	Front Kayak	58 x 21 x 48	17
361 100	Back Kayak	108 x 25 x 53	60
362 100	Canoe	76 x 17 x 62	35
363 100	Back for C1	104 x 26 x 38	25
364 100	Front for Slalom Kayak	56 x 10 x 26	8
365 100	Back for Slalom Kayak	96 x 16 x 33	16

MADE WITH PRIDE

Our production demands close attention to detail, a high skill level and underlying knowledge of how the paddles will be used. Robson is well known for pushing the limits and thinking outside of the box when it comes to design and technology. We work responsibly and it is a goal that we are constantly moving towards whether socially or environmentally.



PRODUCT RANGE
SUP & WHITEWATER

SUP



SUP-CHLOROPHYLL



SUP-RACE



SUP-GLIDE CARBON



SUP-WOODSTOCK



SUP-RACE CARBON



SUP-MONTAUK

WHITEWATER



CHLOROPHYLL



BUTTERFLY



PHOTON



SOLARIS



FLUID



FLUID CARBON



RUSH



WOODSTOCK



HAIDA



CORONA



POGO



POGO CARBON



RUSH JUNIOR



HYPNOTIC

PRODUCT RANGE
SEA & TOURING



CHLOROPHYLL TOUR FLOWTECH



SOUVENIR FLOWTECH



SYMBOL FLOWTECH



ORIGINAL FLOWTECH



AERO



PACE AIR



SYNERGY



ZEPHYR



COSTA



CABO



CORK FLOWTECH



MASTERPIECE FLOWTECH



VINTAGE FLOWTECH



WOOD FLOWTECH



OFFSPRING CARBON (FOR KIDS)



PACE



SLIM



EDGE



SERENITY & SERENITY CARBON



WING

PRODUCT RANGE
SEA & TOURING PADDLES

FISHING



BASS



PIKE ANGLER



REDFISH

CANOE



SALZA



CLOROPHYLL C1



STRIDE



QUANTUM






C1-RODEO



SON

TECHNICAL INFORMATION

LOCK TYPES	WEIGHT	INTERNAL SHAFT (for the lock)	DESCRIPTION	
SNAPBUTTON	43 g	Carbon & Fiberglass 10 cm 29 mm: 20 g Fiberglass 10 cm 31 mm: 25 g	Classic break down system for touring and white water paddles	
LOKTITE	69 g	Carbon & Fiberglass 10 cm 29 mm: 20 g Fiberglass 10 cm 31 mm: 25 g	Advanced break down system for touring paddles, allowing for fine adjustments in the feather of the paddle.	
VARIOLOK	95 g	Carbon & Fiberglass 10 cm 29 mm: 20 g Fiberglass 10 cm 31 mm: 25 g	Adjustable break down system. Adjustable length - 10 cm and feather angle. CNC machined. Aluminium and ferrule with skale.	
SUP-CLIP	35 g	112 g	For SUP PADDLES. Adjustable length 30 cm, locked with SUP-Clip	

SHAFT TYPES	WEIGHT	DESCRIPTION	
29 Ø STRAIGHT SHAFT FIBERGLASS & CARBON	Approx. 285 - 295 g 240 cm	- stiff - light - flexible - tough	
31 Ø STRAIGHT SHAFT FIBERGLASS	Approx. 437 g 240 cm	- stiff - light - flexible - tough	
PROLOGIC	Approx. 252 g 240 cm	- easy on joints - defined ergo grip - better control - recommended feather 0°- 30° - take apart option also available	

FLOWTECH TECHNOLOGY

- forgiving flex
- high impact strength
- pinhole free
- durable print
- absorbs vibration
- clean finish
- epoxy free
- ABS Tip
- only by Robson

FLOWTECH 2017



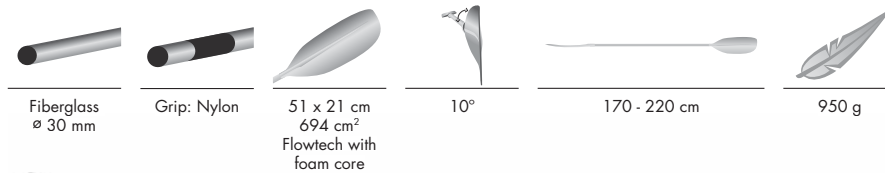
**All touring and white water paddle weights are specified using a 210 cm 1-part paddle. Please note that all paddles exceeding 210 cm will be heavier. All paddle weights do not include the optional shaft locks, which also add weight.

SUP PADDLES

SUP=CHLOROPHYLL

A well balanced mid sized blade with zero degree angle at its best in river races. A foam core & Flow-Tech construction are buoyant in the water & forgiving on the joints.

SPECIFICATION

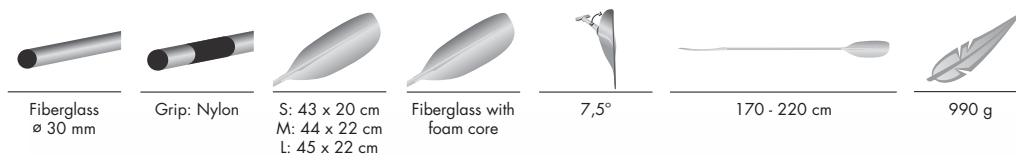


SHAFT LOCK OPTIONS: SUP-CLIP

SUP=RACE

Fiberglass Foam Core. A choice of 3 well balanced small, mid and large size blades. A multilaminare fiberglass layup with foam core is impact resistant and is the optimal combination for durable, long lasting paddles.

SPECIFICATION



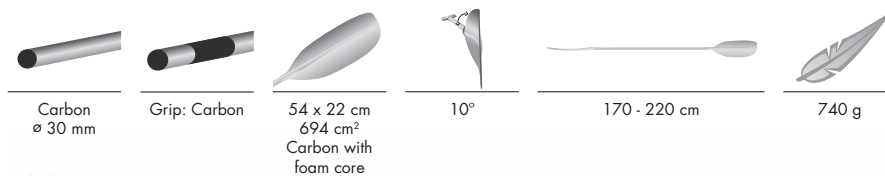
SHAFT LOCK OPTIONS: SUP-CLIP



SUP=RACE CARBON HIGH PERFORMANCE

Carbon Foam Core. Full sized tear drop blade for a powerful stroke and quick catch. The smooth dihedral stabilizes the blade & the foam core provides structural integrity. A palm grip is comfortable in the hand & helps orient the paddle.

SPECIFICATION

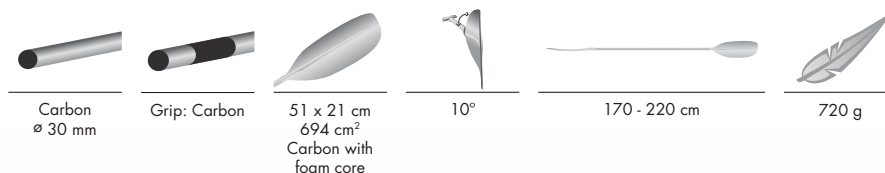


SHAFT LOCK OPTIONS: SUP-CLIP

SUP=GLIDE CARBON HIGH PERFORMANCE

Designed specifically for racing the full sized tear drop performance blade lends powerful stroke with a quick exit. The smooth powerface dihedral stabilizes the blade as it moves through the water. Full foam core carbon layup is light in the hand, less fatigue in the arms & shoulders The carbon palm grip is ergonomic & helps orient the paddle.

SPECIFICATION



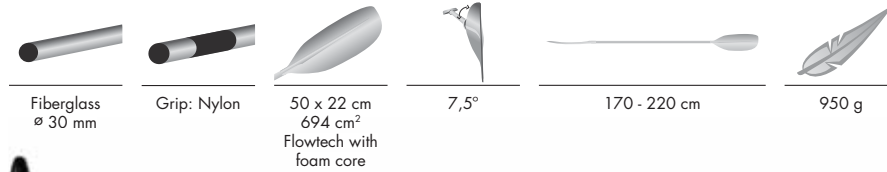
SHAFT LOCK OPTIONS: SUP-CLIP

SUP PADDLES

SUP=WOODSTOCK

Light & durable with a 7,5° angle excels for paddlers with a high cadence. A foam core & FlowTech construction are buoyant in the water & forgiving on the joints.

SPECIFICATION

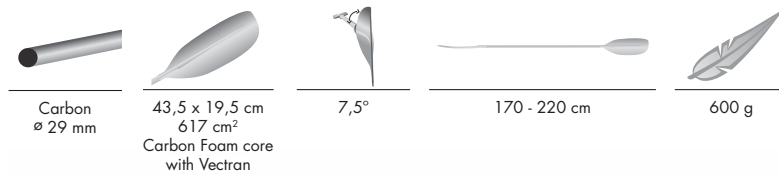


SHAFT LOCK OPTIONS: SUP-CLIP

SUP=MONTAUK

The slender blade initiates turns with ease while surfing and excels in long distances races. A full foam core & carbon construction are buoyant in the water & forgiving on the joints. The Vectran trim extends the life span of the paddle.

SPECIFICATION



SHAFT LOCK OPTIONS: SUP-CLIP

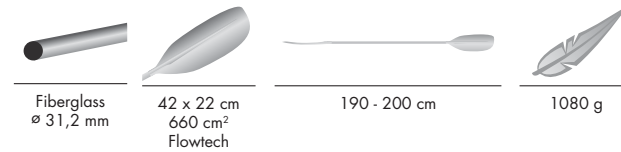
WHITEWATER

CHLOROPHYLL

Big, down turned blades for more positive power.



SPECIFICATION



Fiberglass
ø 31,2 mm

42 x 22 cm
660 cm²
Flowtech

190 - 200 cm

1080 g

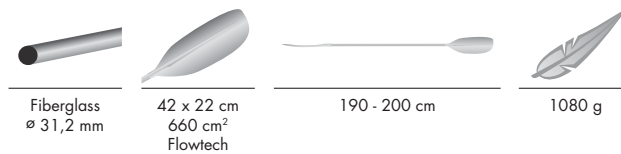
SHAFT LOCK OPTIONS: Snapbutton, Variolok,

WOODSTOCK

Big, down turned blades for more positive power.



SPECIFICATION



Fiberglass
ø 31,2 mm

42 x 22 cm
660 cm²
Flowtech

190 - 200 cm

1080 g

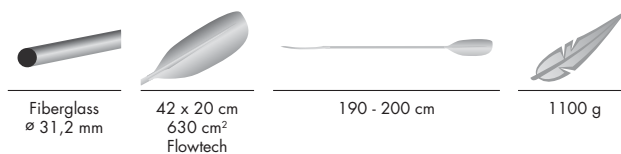
SHAFT LOCK OPTIONS: Snapbutton, Variolok

HAIDA

For a white water paddler who demands the best. Superior flex and impact resistance. Asymetrical blade profile perform both freestyle and river-running



SPECIFICATION



Fiberglass
ø 31,2 mm

42 x 20 cm
630 cm²
Flowtech

190 - 200 cm

1100 g

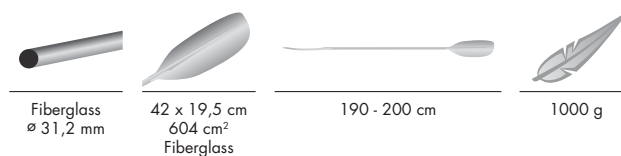
SHAFT LOCK OPTIONS: Snapbutton, Variolok

BUTTERFLY

The Butterfly has a reduced surface area creating smaller blades. Ideal for quick moves, reduces pressure on the joints and is ideal for smaller paddlers. The blade shape is reduced near the shaft so there is less chance of catching on the boat.



SPECIFICATION



Fiberglass
ø 31,2 mm

42 x 19,5 cm
604 cm²
Fiberglass

190 - 200 cm

1000 g

SHAFT LOCK OPTIONS: Snapbutton, Variolok





WHITEWATER

HYPNOTIC

For a white water paddler who demands the best. Superior flex and impact resistance. Asymmetrical blade profile perform both freestyle and river-running



SPECIFICATION

			
Fiberglass ø 31,2 mm	42 x 20 cm 630 cm ² Flowtech	190 - 200 cm	1080 g






SHAFT LOCK OPTIONS: Snapbutton, Variolok

PHOTON HIGH PERFORMANCE FULL FOAM CORE WITH VECTRAN

Brand new carbon paddle for WW and competition. Monocoque design with long, slim blades and 2 cm offset for maximum power and low profile design for superb handling in the water.



SPECIFICATION

				
Carbon	48 x 19,5 cm 700 cm ² Carbon, full foam core	190 - 210 cm	990 g	ProLogic option: 190 - 220 cm






SHAFT LOCK OPTIONS: Snapbutton, Variolok, Prologic

SOLARIS HIGH PERFORMANCE FULL FOAM CORE WITH VECTRAN

Large blades for well conditioned paddlers running big water and creeks. Buoyant, light & responsive, powerful catch to release.



SPECIFICATION

				
Carbon	41 x 21 cm 720 cm ² Carbon, full foam core	190 - 200 cm	950 g	ProLogic option: 190 - 220 cm






SHAFT LOCK OPTIONS: Snapbutton, Variolok, Prologic

CORONA HIGH PERFORMANCE FULL FOAM CORE WITH VECTRAN

Large blades for well conditioned paddlers running big water and creeks. Light & responsive, powerful catch to release. Buoyancy for extra safety.



SPECIFICATION

				
Fiberglass	41 x 21 cm 720 cm ² FlowTech, full foam core	190 - 200 cm	1050 g	ProLogic option: 190 - 220 cm

SHAFT LOCK OPTIONS: Snapbutton, Variolok, Prologic





WHITEWATER

FLUID

Big, down turned blades for more positive power and less chance of catching on your boat in crucial moments. A slight dihedral profile lends control. Our most popular white water paddle, light & robust multilaminated fiberglass construction. Good choice for Freestyle moves.



SPECIFICATION

			
Fiberglass ø 31,2 mm	42 x 22 cm 660 cm ² Fiberglass	190 - 200 cm	1100 g





SHAFT LOCK OPTIONS: Snapbutton, Variolok

POGO

Fitted with incredible versatile medium size blades, the Pogo adapts to playboating, creeking, big water expedition. Optimized flex and strength.



SPECIFICATION

			
Fiberglass ø 31,2 mm	42 x 20,5 cm 638 cm ² Fiberglass	190 - 200 cm	1100 g






SHAFT LOCK OPTIONS: Snapbutton, Variolok

FLUID CARBON

Bombproof Carbon version of Fluid and a best-seller. Incredibly stiff and reliable.



SPECIFICATION

				
Carbon ø 31,2 mm	42 x 22 cm 660 cm ² Carbon	190 - 200 cm	1050 g	Prologic option






SHAFT LOCK OPTIONS: Snapbutton, Variolok, Prologic

POGO CARBON

Carbon version of classic WW paddle. Stiff paddle for the hardest runs of the world.



SPECIFICATION

				
Carbon ø 31,2 mm	42 x 20,5 cm 638 cm ² Carbon	190 - 200 cm	1050 g	Prologic option

SHAFT LOCK OPTIONS: Snapbutton, Variolok, Prologic





WHITEWATER

RUSH

Extra tough & light fiberglass reinforced nylon blades in a classic white water design. High visibility green



SPECIFICATION

			
Fiberglass ø 30 mm	44 x 19,5 cm 660 cm ² Nylon	190 - 200 cm	940 g





SHAFT LOCK OPTIONS: Snapbutton, Variolok

RUSH JUNIOR

Same tough construction as the Rush, with a smaller blade & shaft diameter.



SPECIFICATION

			
Fiberglass ø 29 mm	40 x 18 cm 526 cm ² Nylon	170 - 190 cm	920 g


SHAFT LOCK OPTIONS: Snapbutton, Variolok

EXERCISE & RACING PADDLES

WING



SPECIFICATION

			
ø 29 mm Carbon	Carbon 57 x 18 cm	210 - 240 cm	810 g

SHAFT LOCK OPTIONS: Snapbutton, Variolok, Loktite





SEA & TOURING PADDLES

CHLOROPHYLL-TOUR

Full sized, high Angle blades are designed for well conditioned paddlers looking for a powerful stroke and paddling in a variety of situations.



SPECIFICATION

			
Fiberglass ø 29 mm	46 x 18 cm 660 cm ² Flowtech	210 - 240 cm	850 g





SHAFT LOCK OPTIONS: Snapbutton, Variolok, Loktite

CORK

With the light medium blade size this paddle fits for most paddlers. Paddle shape according to Aero outline.



SPECIFICATION

			
Fiberglass ø 29 mm	Flowtech 45 x 15,5 cm	210 - 240 cm	790 g





SHAFT LOCK OPTIONS: Snapbutton, Variolok, Loktite

SOUVENIR

Small symmetrical paddle suitable for both high and low angle paddling style. Paddle shape according to Pace-Air outline.



SPECIFICATION

			
Fiberglass ø 29 mm	Flowtech 48 x 14 cm	210-240 cm	760 g





SHAFT LOCK OPTIONS: Snapbutton, Variolok, Loktite

MASTERPIECE

Symmetrical paddle suitable for both high and low angle paddling style. Paddle shape according to Pace outline.



SPECIFICATION

			
Fiberglass ø 29 mm	Flowtech 57 x 14 cm	210-240 cm	760 g

SHAFT LOCK OPTIONS: Snapbutton, Variolok, Loktite





SEA & TOURING PADDLES

VINTAGE

Mid sized, high angle blades are designed for performance paddlers looking to maneuver the blade quickly. Paddle shape according to Synergy outline.



SPECIFICATION

			
Fiberglass ø 29 mm	44 x 17,5 cm 615 cm ² Flowtech	210 - 240 cm	835 g





SHAFT LOCK OPTIONS: Snapbutton, Variolok, Loktite

ORIGINAL

Full sized, high angle blades for well conditioned paddlers looking for a powerful stroke and paddling in a variety of situations. Paddle shape according to Edge outline.



SPECIFICATION

			
Fiberglass ø 29 mm	46 x 19 cm 660 cm ² Flowtech	210 - 240 cm	835 g





SHAFT LOCK OPTIONS: Snapbutton, Variolok, Loktite

WOOD

Mid sized, low angle blades make for effortless paddling. The smaller blades are gentle on the joints yet providing a well balanced, power stroke. Paddle shape according to Zephyr outline.



SPECIFICATION

			
Fiberglass ø 29 mm	48 x 16,5 cm 627 cm ² Flowtech	210 - 240 cm	835 g





SHAFT LOCK OPTIONS: Snapbutton, Variolok, Loktite

SYMBOL

Narrow sized, low angle blades are designed for all day touring. Optimal for heavily loaded boats. Paddle shape according to Slim outline.



SPECIFICATION

			
Fiberglass ø 29 mm	51 x 14,5 cm 604 cm ² Fiberglass	220 - 230 cm	835 g

SHAFT LOCK OPTIONS: Snapbutton, Variolok, Loktite

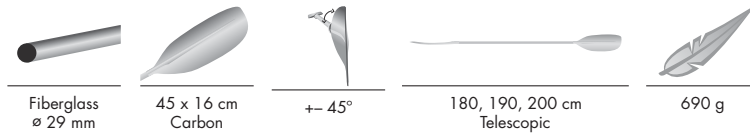
SEA & TOURING PADDLES

OFFSPRING CARBON

Touring paddle for kids.



SPECIFICATION



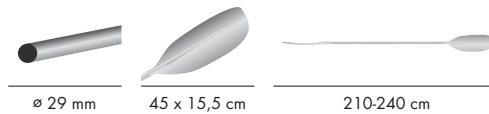
SHAFT LOCK OPTIONS: *Snapbutton*

AERO

Aero has a conventional touring blade design for high-angle paddling style. With the light medium size blade this paddle fits for most paddlers. The blade shape is asymmetrical but the pressure center is symmetrical. The blade has a compact robust design and is designed to keep the blade dry with no dripping.



SPECIFICATION



CONSTRUCTION OPTION

WEIGHT

FIBERGLASS	850 g
GLASS-LITE	775 g
CARBON	720 g

COLORS



SHAFT

STRAIGHT
STRAIGHT
STRAIGHT

SHAFT LOCK OPTIONS

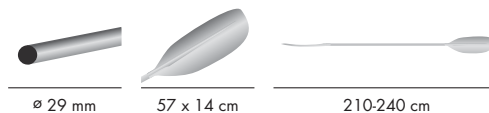
Snapbutton, Variolok, Loktite
Snapbutton, Variolok, Loktite
Snapbutton, Variolok, Loktite

PACE

Pace has minimalistic design that makes it very user friendly. It is a symmetrical paddle with small blade area that makes it very kind to your body. Suitable for both high and low angle paddling style and can be used with no feathering.



SPECIFICATION



CONSTRUCTION OPTION

WEIGHT

FIBERGLASS	850 g
GLASS-LITE	775 g
CARBON	720 g

COLORS



SHAFT

STRAIGHT
STRAIGHT
STRAIGHT

SHAFT LOCK OPTIONS

Snapbutton, Variolok, Loktite
Snapbutton, Variolok, Loktite
Snapbutton, Variolok, Loktite

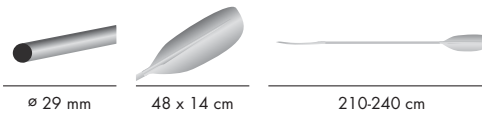
SEA & TOURING PADDLES

PACE AIR

Pace Air is light and has minimalistic design that makes it very user friendly. It is a symmetrical paddle with small blade area that makes it very kind to your body. Suitable for both high and low angle paddling style and can be used with no feathering.



SPECIFICATION



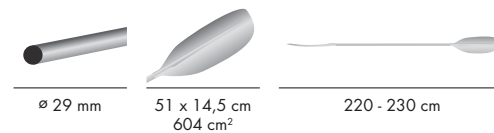
CONSTRUCTION OPTION	WEIGHT	COLORS	SHAFT	SHAFT LOCK OPTIONS
FIBERGLASS	850 g		STRAIGHT	Snapbutton, Variolok, Loktite
GLASS-LITE	775 g		STRAIGHT	Snapbutton, Variolok, Loktite
CARBON	720 g		STRAIGHT	Snapbutton, Variolok, Loktite

SLIM

Narrow sized, low angle blades are designed for all day touring. The smaller blades provide a flowing stroke that is easy on the joints. Optimal for heavily loaded boats. Paddle shape according to Edge outline.



SPECIFICATION



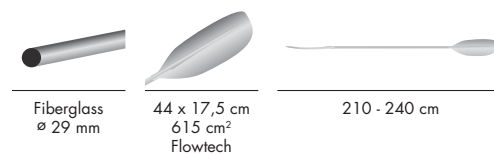
CONSTRUCTION OPTION	WEIGHT	COLORS	SHAFT	SHAFT LOCK OPTIONS
FIBERGLASS	845 g		STRAIGHT	Snapbutton, Variolok, Loktite
GLASS-LITE	770 g		STRAIGHT	Snapbutton, Variolok, Loktite
CARBON	740 g		STRAIGHT	Snapbutton, Variolok, Loktite, Prologic

SYNERGY

Mid sized, high angle blades are designed for performance paddlers looking to maneuver the blade quickly. An excellent choice in surf and all around touring. Paddle shape according to Edge outline.



SPECIFICATION



CONSTRUCTION OPTION	WEIGHT	COLORS	SHAFT	SHAFT LOCK OPTIONS
FIBERGLASS	860 g		STRAIGHT	Snapbutton, Variolok, Loktite
GLASS-LITE	780 g		STRAIGHT	Snapbutton, Variolok, Loktite
CARBON	750 g		STRAIGHT	Snapbutton, Variolok, Loktite, Prologic

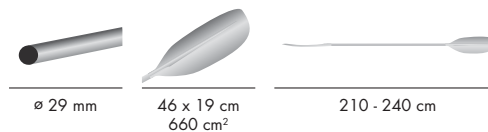
SEA & TOURING PADDLES

EDGE

Full sized, high angle blades for well conditioned paddlers looking for a powerful stroke and paddling in a variety of situations.



SPECIFICATION



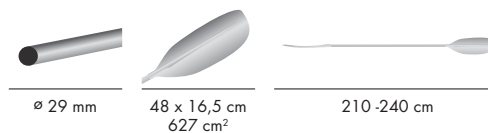
CONSTRUCTION OPTION	WEIGHT	COLORS	SHAFT	SHAFT LOCK OPTIONS
FIBERGLASS	860 g		STRAIGHT	Snapbutton, Variolok, Loktite
GLASS-LITE	780 g		STRAIGHT	Snapbutton, Variolok, Loktite
CARBON	750 g		STRAIGHT	Snapbutton, Variolok, Loktite, Prologic

ZEPHYR

Mid sized, low angle blades make for effortless paddling. The smaller blades are gentle on the joints yet providing a well balanced, power stroke. Paddle shape according to Edge outline.



SPECIFICATION



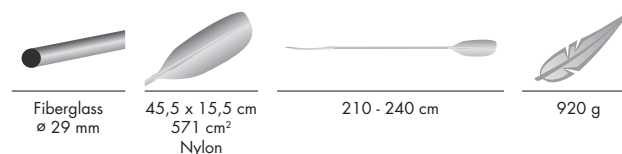
CONSTRUCTION OPTION	WEIGHT	COLORS	SHAFT	SHAFT LOCK OPTIONS
FIBERGLASS	845 g		STRAIGHT	Snapbutton, Variolok, Loktite
GLASS-LITE	770 g		STRAIGHT	Snapbutton, Variolok, Loktite
CARBON	740 g		STRAIGHT	Snapbutton, Variolok, Loktite, Prologic

SERENITY

Mid Sized, Low Angle blades are easy on the joints, taking day trips with ease for entry paddlers. Robust with a light swing weight. Fiberglass reinforced nylon blades (White).



SPECIFICATION



SHAFT LOCK OPTIONS: Snapbutton, Variolok, Loktite





SEA & TOURING PADDLES

SERENITY CARBON

Mid Sized, Low Angle blades are easy on the joints, taking day trips with ease for entry paddlers. Robust with a light swing weight. Carbon reinforced nylon blades (White).



SPECIFICATION

			
Carbon ø 29 mm	45,5 x 15,5 cm 571 cm ² Nylon Carbon	210 - 240 cm	840 g





SHAFT LOCK OPTIONS: Snapbutton, Variolok, Loktite

COSTA

Mid Sized, High Angle blades excel in moving water & with bigger boats. A light weight & robust paddle. Fiberglass reinforced nylon blades.



SPECIFICATION

			
Fiberglass ø 29 mm	46 x 18 cm 638 cm ² Nylon	210 - 240 cm	920 g





SHAFT LOCK OPTIONS: Snapbutton, Variolok, Loktite

COSTA CARBON

Mid Sized, High Angle blades excel in moving water & with bigger boats. A light weight & robust paddle. Carbon reinforced nylon blades (Black).



SPECIFICATION

			
Carbon ø 29 mm	46 x 18 cm 638 cm ² Nylon Carbon	210 - 240 cm	840 g





SHAFT LOCK OPTIONS: Snapbutton, Variolok, Loktite

CABO

Elegant touring paddle with our most popular high angle blade design. Cabo blades are buoyant, stiff, lightweight and durable. The ultimate choice for effective strokes.



SPECIFICATION

			
Carbon ø 29 mm	46 x 18 cm 640 cm ² Carbon foam core with Vectran	210 - 240 cm	720 g

SHAFT LOCK OPTIONS: Snapbutton, Variolok, Loktite





KAYAK FISHING PADDLES

REDFISH

Designed specifically for kayak fishing. Lightweight to make a long day of kayak fishing more bearable. Cool redfish graphic. Notched tip for releasing stuck hooks.



SPECIFICATION

			
Fiberglass ø 29 mm	44 x 19 cm 660 cm ² Flow tech foam core	240 - 260 cm, Loktite	1000 g





SHAFT LOCK OPTIONS: Snapbutton, Variolok, Loktite

PIKE ANGLER

Designed specifically for kayak fishing. Mid sized, low angled blades are easy on the joints but large enough to propel big boats through the water. Durable & Light Fiberglass Construction. Reinforced Tips increase strength & reduce wear. Dihedral Blade for a smooth stroke. Foam Core for buoyancy. Well Balanced for an easy swing weight.



SPECIFICATION

			
Fiberglass ø 29 mm	46 x 19 cm 660 cm ² Flow tech foam core	210 - 240 cm, Snapbutton	1050 g





SHAFT LOCK OPTIONS: Snapbutton, Variolok, Loktite

BASS

Designed specifically for kayak fishing. Lightweight to make a long day of kayak fishing more bearable. Cool redfish graphic. Notched tip for releasing stuck hooks. Medium blades.



SPECIFICATION

			
Fiberglass ø 29 mm	44 x 19 cm 660 cm ² Flow tech foam core	240 -260 cm, Loktite	1000 g






SHAFT LOCK OPTIONS: Snapbutton, Variolok, Loktite

CANOE PADDLES

SALZA

Hard working Fiberglass reinforced Nylon blade is a good choice for everyday rental use. Stiff & reinforced at the tip & edges.

SPECIFICATION






				
Fiberglass ø 31,2 mm	50 x 21 cm 750 cm ² Nylon	Shape: straight	137 cm, 147 cm, 157 cm	950 g (147 cm)



QUANTUM

Carbon Full Foam Core High Performance Ultralight Symmetrical Blade, Curved Carbon Full Foam construction Smooth, Buoyant & Light. Paddle used by the C1 World Champion. Ultra stiff carbon.

SPECIFICATION






				
Carbon ø 31,2 mm	48 x 20 cm 806 cm ² Carbon with foamcore	Shape: curved	137 - 167 cm	650 g



CHLOROPHYLL C1

FlowTech Performance. Curved Power Face, Symmetrical Blade designed for big water & creeks where durability is a must.

SPECIFICATION






				
Fiberglass ø 31,2 mm	50 x 21 cm 750 cm ² Flowtech	Shape: curved	137 - 167 cm	770 g



C1-RODEO

Carbon Foam Core High Performance. Ultralight Curved Power Face, Symmetrical Blade. Carbon to maximize stiffness & minimize weight. Choice for Freestyle & competition paddling.

SPECIFICATION

				
Carbon ø 31,2 mm	50 x 21 cm 750 cm ² Carbon	Shape: curved	137 - 167 cm	680 g








CANOE PADDLES

STRIDE

Classic shape, light weight & robust multilaminare fiberglass layup. Reinforced on the leading edge adds strength and reduces wear.

SPECIFICATION






				
Fiberglass ø 31,2 mm	48 x 20 cm 720 cm ² Fiberglass with Foam Core	Shape: straight	137 - 167 cm	720 g



SON

Allround C1 white water paddle with a curved blade and a reinforced tip.

SPECIFICATION

				
Fiberglass ø 31,2 mm	50 x 18,5 cm 761 cm ² Fiberglass with Foam Core	Shape: curved	137 - 167 cm	760 g





LUBAL

NUMS
SWIFT
equali





MARKET
LEADER
IN EUROPE

**EMPOWERS
YOU**

Founded in France in 1962 the company manufactured and marketed wooden oars and paddles, later adding accessories for camping and boating. 55 years experience gives and opportunity to offer the best products with excellent performance. All paddles are made in France in beautiful Cognac. Egalis offers different technologies in plastic injection. The machinery and production methods are constantly evolving to respond to the needs of the paddlers.

égalis

MADE IN FRANCE

PRODUCT RANGE
SUP & CANOE PADDLES

CANOE



878 TWIN EVO CONVERTABLE



436 RIVER TAKE APART



413 RIVER PADDLE NATURE



245 130 DRAGON BOAT PADDLE



243 WOODEN YAMPA PADDLE



460 KID CANOE PADDLE



876 CLEVER



411 RIVER PADDLE FIRST



473 TELESCOPIC PADDLE



244 WOODEN HUALAPAI PADDLE



472 ECONOMIC PADDLE



470 RENTAL CANOE PADDLE

SUP



451 SWAN



428 SWAN VARIO TAKE APART (2 PARTS)



461 SWAN RACE ALU



468 SWAN RACE TAKE APART



423 SWAN TELESCOPIC



421 SWAN PIROGUE



463 SWAN RACE TELESCOPIC



464 SWAN RACE CARBON FIBER

PRODUCT RANGE KAYAK PADDLES

SUP



491 SWAN MAC



492 SWAN MAC THERMO CARBON



991 SWAN MAC DOUBLE



906 ECONOMIC PADDLE



743 TWIN EVO SENIOR



730 TWIN EVO JUNIOR



930 SAWATCH JUNIOR REINFORCED



940 SAWATCH SENIOR REINFORCED



790 SWAT ALU JUNIOR



793 SWAT ALU SENIOR



797 SWAT FIBER CARBONE THERMO-CARBONE



765 SWELL ALU



766 SWELL CARBONE FIBER



776 SWELL TAKE APART



778 SWELL ALU VARIO



779 SWELL CARBONE FIBER VARIO



789 SWIFT CARBON FIBER



707 SWIFT



786 SWIFT TAKE APART



788 SWIFT FOUR

KAYAK

PRODUCT RANGE
KAYAK PADDLES / OARS



711 **SWIFT CARBONE FIBER**



716 **SWIFT FIRST SENIOR**



757 **SWING ALU TAKE APART 2 PARTS**



729 **SWING CARBONE FIBER VARIO**



728 **SWING FIBER CARBONE VARIO THERMO-CARBONE**



632 **SWOOP PADDLE 4 PARTS**



641 **SWISS ALU TAKE APART**



880 **ECONOMIC PADDLE TAKE APART**



704 **SWIFT FIRST JUNIOR**



759 **SWING ALU BLACK**



726 **SWING CARBONE FIBER**



724 **SWING FIBER CARBONE THERMO-CARBONE**



631 **SWOOP PADDLE TAKE APART**



640 **SWISS ALU**



860 **KID PADDLE**



BE-GRE-220-W **GREENLAND WOODEN PADDLE**

PRODUCT RANGE BOAT HOOKS

OARS



72 130 ZA **OAR FOR INFLATABLE BOAT**



165/161 **OAR**



162 **JOINTED OAR**



168/164 **JOINTED OAR**



151 **WOODEN OAR NORTH PINE**



152 **WOODEN OAR EPINETTE**

HOOKS



181 **ALU**



184 120 **ECO**



281 881 **TELESCOPIC**



284 883 **STAINLESS STEEL AUTOMATIC SNAP**



180 **WOODEN**



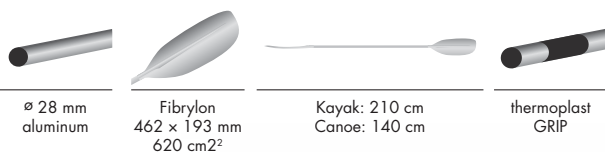
281 125 **TELESCOPIC ECONOMY**

CANOE PADDLES

878 TWIN EVO CONVERTIBLE

Twin Evo Senior is a general purpose paddle suitable for paddling at the seaside or on the rivers. Can be used as a CANOE PADDLES or 1 KAYAK PADDLE.

SPECIFICATION



ø 28 mm
aluminum

Fibrylon
462 x 193 mm
620 cm²

Kayak: 210 cm
Canoe: 140 cm

thermoplast
GRIP

COLORS

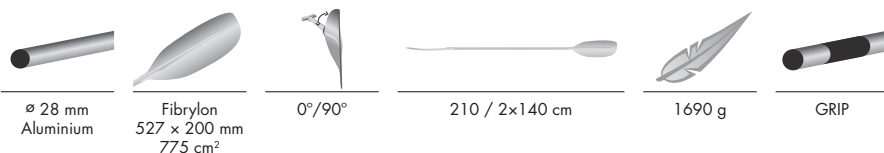


CLEVER AND RIVER PADDLES

Those paddles have comfortable and powerful touring design for flat water canoeing. The blades provide smooth forward strokes that make the paddling effortless. Perfect blade design for easy manoeuvres.

876 CLEVER

SPECIFICATION



ø 28 mm
Aluminium

Fibrylon
527 x 200 mm
775 cm²

0°/90°

210 / 2x140 cm

1690 g

GRIP

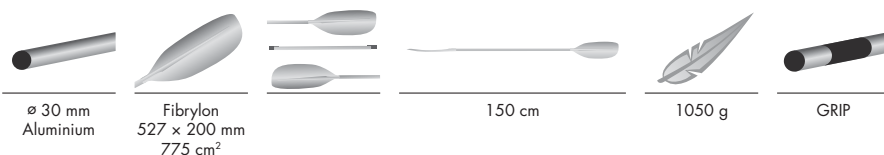
COLORS



Convertible paddle. 2 canadian paddles length 140 cm in one kayak paddle length 210 cm.

436 RIVER TAKE APART

SPECIFICATION



ø 30 mm
Aluminium

Fibrylon
527 x 200 mm
775 cm²

150 cm

1050 g

GRIP

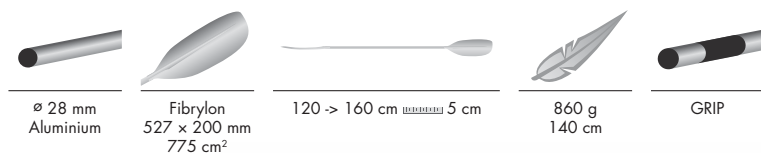
COLORS



CANOE PADDLES

411 RIVER PADDLE FIRST

SPECIFICATION

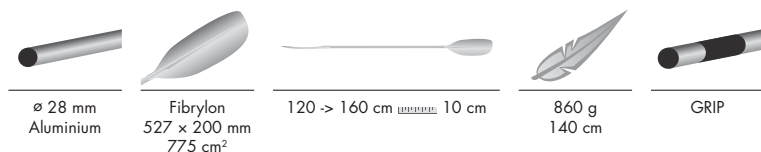


COLORS



413 RIVER PADDLE NATURE

SPECIFICATION



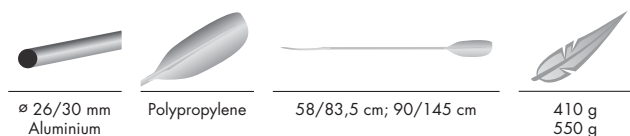
COLORS



473 TELESCOPIC PADDLE

Simple canoe paddle with adjustable length. Best to use as an emergency paddle.

SPECIFICATION



COLORS

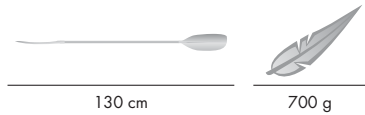


CANOE PADDLES

245 130 DRAGON BOAT PADDLE

For those who prefer a slightly larger blade for better control, more power and good acceleration. Performs best in rivers and shallow water.

SPECIFICATION

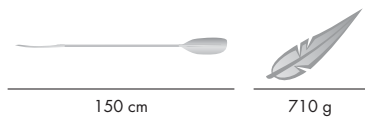


Spruce shaft with side reinforcements in ash wood.
Grip in maple wood.

244 150 WOODEN HUALAPAI PADDLE

Hualapai has a bent shaft design that helps position the blade for maximum efficiency. A perfect paddle for longer trips on faster flowing rivers and flat water.

SPECIFICATION

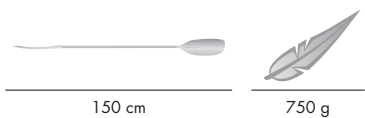


Epinette, cedar, ash.

243 150 WOODEN YAMPA PADDLE

Yampa has a long, slender blade shape that is a good choice for paddling in deeper water. It has a narrower and longer blades that pulls smoothly through the water.

SPECIFICATION

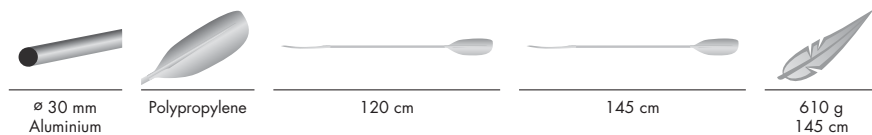


Poplar and walnut tree.

472 ECONOMIC PADDLE

Durable canoe paddle for flat water canoeing.

SPECIFICATION



Ø 30 mm
Aluminium

Polypropylene

120 cm

145 cm

610 g
145 cm

COLORS







GRIP

CANOE PADDLES

460 KID CANOE PADDLE

Durable canoe paddle for kids. Suitable for flat and/or shallow water canoeing.

SPECIFICATION

			
ø 25 mm Aluminium	Polypropylene	100-110-120-130 cm	350 g 110 cm






COLORS



470 RENTAL CANOE PADDLE

Tough and durable canoe paddle that is great for all levels of paddlers.

SPECIFICATION

				
ø 28 mm Reinforced aluminium	Polypropylene 425 x 220 mm 656 cm ²	120 -> 160 cm (width) 5 cm	860 g 140 cm	GRIP

COLORS



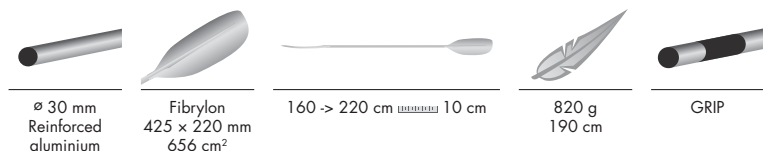
SUP PADDLES

SWAN PADDLES

Swan SUP paddles are ideal for touring at sea, in calm waters or even surf sessions. Swan is a comfortable and easy to use. It is unsinkable and available in many different versions.

451 SWAN

SPECIFICATION

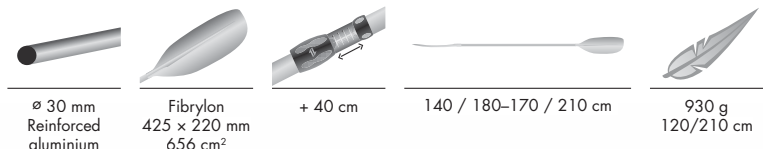


COLORS

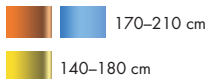


423 SWAN TELESCOPIC

SPECIFICATION

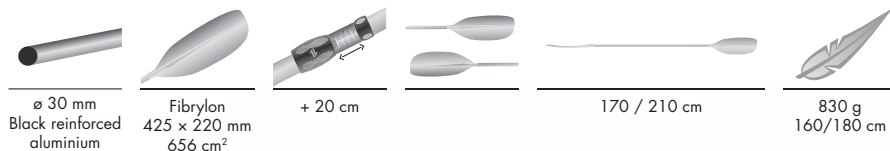


COLORS



428 SWAN VARIO TAKE APART 2 PARTS

SPECIFICATION



COLORS



Take apart length 95 cm.

421 SWAN PIROGUE

SPECIFICATION



COLORS



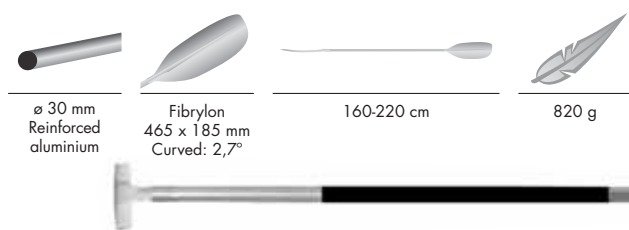
SUP PADDLES

SWAN RACE PADDLES

Swan Race SUP paddles are for the paddlers who want to go further and faster. The Race paddles are equally good for touring around or for Your surf sessions. Swan is a comfortable and easy to use It is unsinkable and available in different versions.

461 SWAN RACE ALU

SPECIFICATION



COLORS



463 SWAN RACE TELESCOPIC

SPECIFICATION



COLORS




TURQUOISE SHAFT OPTION



468 SWAN RACE TAKE APART

SPECIFICATION



COLORS

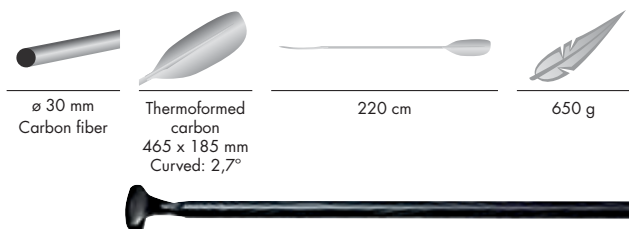


TURQUOISE SHAFT OPTION



464 SWAN RACE CARBON FIBER

SPECIFICATION



COLORS








SEA WALK PADDLES

491 SWAN MAC

NEW Swan MAC is designed for French sea walk activities. Suitable for fitness and performance. Swan Mac has durable & flexible blades, is light and easy to use.



SPECIFICATION

				
ø 30 mm Reinforced black aluminium	Fibrylon 465 x 185 mm Curved: 2,7°	105 - 130 cm	534 g	thermoplast GRIP, drip rings

COLORS








492 SWAN MAC THERMO CARBON

NEW Swan MAC is designed for French sea walk activities. Suitable for fitness and performance. Swan Mac has Thermo Carbon blades, is light and easy to use.



SPECIFICATION

				
ø 30 mm Reinforced black aluminium	Thermo carbon 465 x 185 mm Curved: 2,7°	105 - 130 cm	546 g	thermoplast GRIP, drip rings

COLORS








991 SWAN MAC DOUBLE

Designed for French sea walk activities the Swan Mac Double is best for sport usage. It has symmetrical, light blades that offer a fast contact in the water.



SPECIFICATION

				
ø 30 mm Reinforced black aluminium	Fibrylon 465 x 185 mm Curved: 2,7°	180 cm	898 g	thermoplast GRIP, drip rings

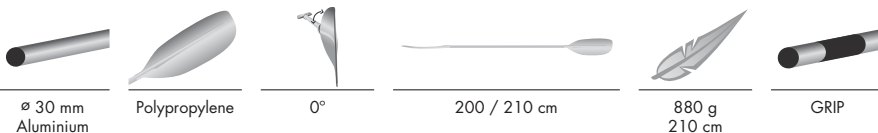
COLORS



KAYAK PADDLES

906 ECONOMIC PADDLE

SPECIFICATION



ø 30 mm
Aluminium

Polypropylene

0°

200 / 210 cm

880 g
210 cm

GRIP

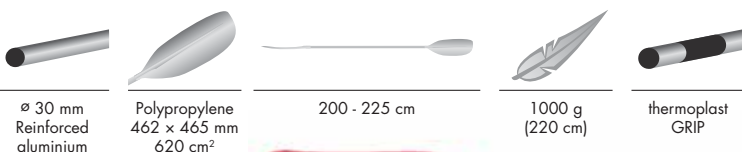
COLORS



743 TWIN EVO SENIOR

Twin Evo Senior is a general purpose paddle suitable for paddling at the seaside or on the rivers. It is a durable paddle suitable for beginner to intermediate paddlers.

SPECIFICATION



ø 30 mm
Reinforced
aluminium

Polypropylene
462 x 465 mm
620 cm²

200 - 225 cm

1000 g
(220 cm)

thermoplast
GRIP

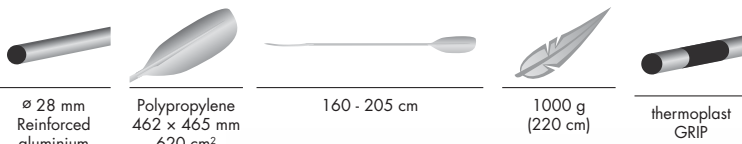
COLORS



730 TWIN EVO JUNIOR

Twin Evo Junior is a good, solid paddle with yellow blades designed for kids. It is a general purpose paddle suitable for paddling at the seaside or on the rivers.

SPECIFICATION



ø 28 mm
Reinforced
aluminium


Polypropylene
462 x 465 mm
620 cm²

160 - 205 cm

1000 g
(220 cm)

thermoplast
GRIP

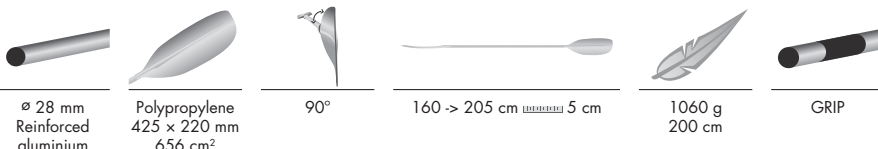
COLORS



930 SAWATCH JUNIOR REINFORCED

Durable kayak paddle that is designed for kids.

SPECIFICATION



ø 28 mm
Reinforced
aluminium

Polypropylene
425 x 220 mm
656 cm²

90°

160 -> 205 cm 5 cm

1060 g
200 cm

GRIP

COLORS

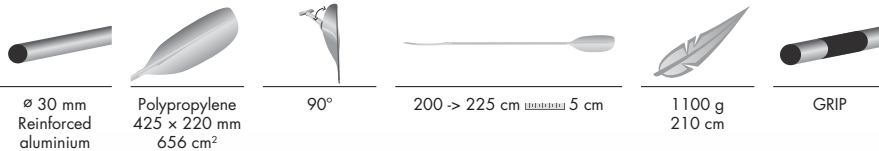


KAYAK PADDLES

940 SAWATCH SENIOR REINFORCED

Durable kayak paddle that is suitable for rentals and wide range of paddlers with different skill levels.

SPECIFICATION




COLORS



790 SWAT ALU JUNIOR

Swat whitewater paddle for kids. It is designed for fast efficient strokes. Ideal for vertical close to the boat strokes and rapid manoeuvres.

SPECIFICATION




COLORS



793 SWAT ALU SENIOR

Swat white water paddle is designed for fast efficient strokes. Ideal for vertical close to the boat strokes and rapid manoeuvres.

SPECIFICATION



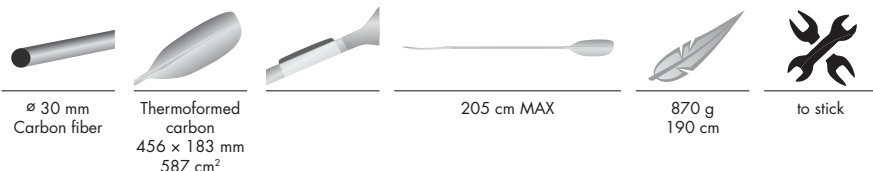
COLORS



797 SWAT FIBRE CARBONE THERMO-CARBONE

Swat light white water paddle is designed for fast efficient strokes. Ideal for vertical close to the boat strokes and rapid manoeuvres.

SPECIFICATION



COLORS



KAYAK PADDLES

SWELL PADDLES

The ultimate sea kayak paddles that will pull your kayak effortlessly through each stroke. Swell has mid-sized blades for efficient and more powerful strokes. Available in different versions.

765 SWELL ALU

SPECIFICATION

ø 30 mm
Black aluminium

Fibrylon
512 x 180 mm
642 cm²

65°

200 -> 240 cm 10 cm

1130 g
225 cm

ERGO GRIP

COLORS



TURQUOISE SHAFT OPTION



766 SWELL CARBONE FIBER

SPECIFICATION

ø 30 mm
Carbon fiber

Fibrylon
512 x 180 mm
642 cm²

65°

215 -> 230 cm 5 cm

1070 g
220 cm

COLORS



776 SWELL TAKE APART

SPECIFICATION

ø 30 mm
Black aluminium

Fibrylon
512 x 180 mm
642 cm²

65°

210 -> 240 cm 10 cm

1260 g
230 cm

ERGO GRIP

COLORS



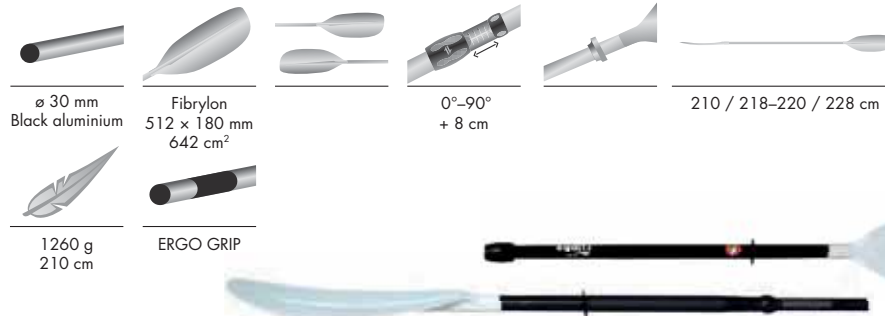
TURQUOISE SHAFT OPTION



KAYAK PADDLES

778 SWELL ALU VARIO

SPECIFICATION



COLORS

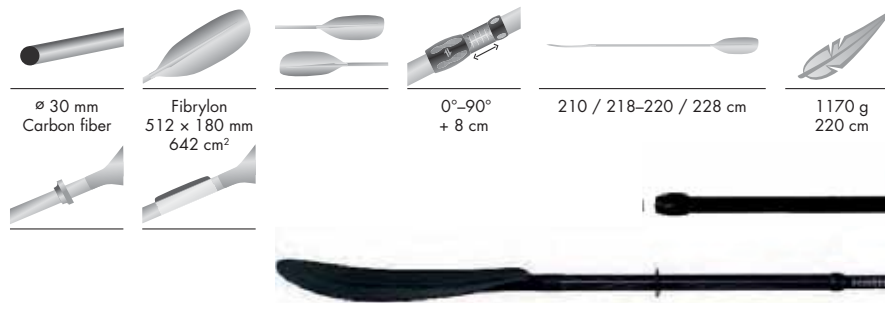


TURQUOISE SHAFT OPTION



779 SWELL CARBONE FIBER VARIO

SPECIFICATION



COLORS




SWIFT PADDLES

Swift paddles have high angle mid-sized blades that allow You to reach high speed with minimum effort. Swift is a comfortable well balanced paddle perfect for fast rhythm and surf requiring rapid take off.

789 SWIFT CARBON FIBER (4 PARTS)

SPECIFICATION



Mesh bag included

KAYAK PADDLES

707 SWIFT ALU SENIOR

SPECIFICATION

ø 30 mm
Black aluminium

Fibrylon
451 x 190 mm
589 cm²

65°

200 -> 220 cm adjustable 10 cm

1100 g
225 cm

ERGO GRIP

COLORS



TURQUOISE SHAFT OPTION



786 SWIFT TAKE APART

SPECIFICATION

ø 30 mm
Black aluminium

Fibrylon
451 x 190 mm
589 cm²

-65° / 0° / -65°

210 / 220 cm

1110 g

ERGO GRIP

COLORS



TURQUOISE SHAFT OPTION



788 SWIFT FOUR

SPECIFICATION

ø 30 mm
Aluminium

Fibrylon
451 x 190 mm
589 cm²

-65° / 0° / -65°

220-230 cm

1300 g
210 cm

ERGO GRIP

COLORS



Take apart length 65 cm. Supplied with cover.

711 SWIFT CARBONE FIBER

SPECIFICATION

ø 30 mm
Carbon fiber

Fibrylon
451 x 190 mm
589 cm²

65°

200 -> 220 cm adjustable 5 cm

960 g
210 cm

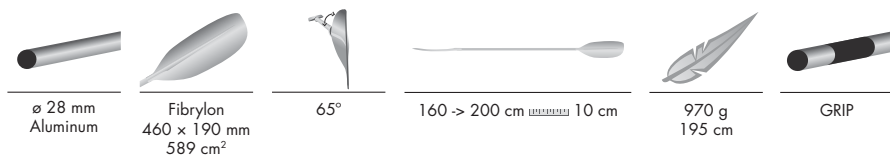
COLORS



KAYAK PADDLES

704 SWIFT FIRST JUNIOR

SPECIFICATION



COLORS

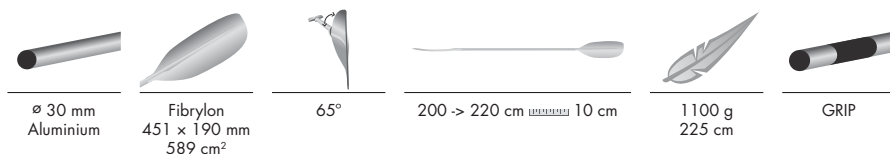


Designed for kids!



716 SWIFT FIRST SENIOR

SPECIFICATION



COLORS




SWING PADDLES

Swing paddles are a great choice for longer tours as the longer and slimmer blades are less tiring. It is a low angle paddle that offers a gentle power and effortless strokes even in strong winds. Swing paddles are suitable for all sea conditions.

759 SWING ALU BLACK

SPECIFICATION



COLORS




TURQUOISE SHAFT OPTION



KAYAK PADDLES

757 SWING ALU TAKE APART 2 PARTS

SPECIFICATION



ø 30 mm
Black aluminium

Fibrylon
513 x 158 mm
571 cm²

210 -> 240 cm SHIFTABLE 10 cm

1260 g
210 cm

ERGO GRIP

COLORS




TURQUOISE SHAFT OPTION



726 SWING CARBONE FIBER

SPECIFICATION



ø 30 mm
Carbon fiber

Fibrylon
513 x 158 mm
571 cm²

65°

210 -> 230 cm SHIFTABLE 5 cm

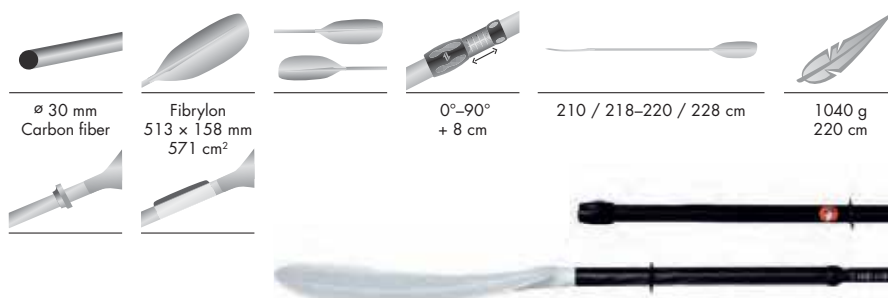
940 g
220 cm

COLORS



729 SWING CARBONE FIBER VARIO

SPECIFICATION



ø 30 mm
Carbon fiber

Fibrylon
513 x 158 mm
571 cm²

0°-90°
+ 8 cm

210 / 218-220 / 228 cm


1040 g
220 cm

COLORS



724 SWING FIBRE CARBONE THERMO-CARBONE

SPECIFICATION



ø 30 mm
Carbon fiber

Thermoformed carbon
513 x 158 mm
571 cm²

65°

210 -> 230 cm SHIFTABLE 5 cm

930 g
220 cm

COLORS

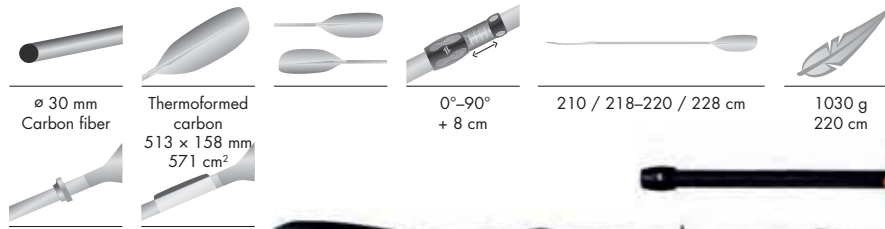


Supplied with cover.

KAYAK PADDLES

728 SWING FIBRE CARBONE VARIO THERMO-CARBONE

SPECIFICATION



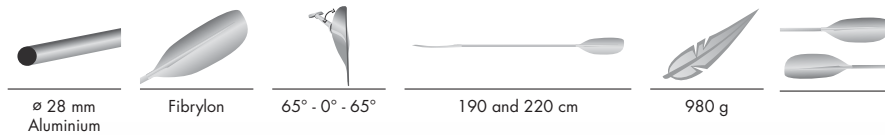
COLORS



SPECIFICATION

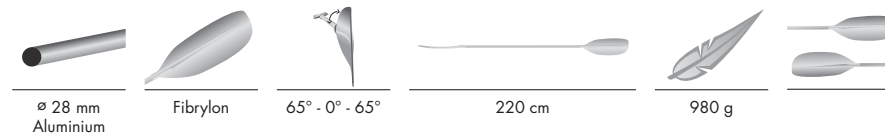
631 SWOOP TAKE APART

Swoop is a general purpose paddle that will build the kids' skills and their love for kayaking. Also available in 4 parts.



632 SWOOP 4 PARTS

SPECIFICATION



KAYAK PADDLES

640 SWISS ALU

Swiss has a mid-size low angle blades blades, perfect for touring. Also available in take apart version.

SPECIFICATION



COLORS



641 SWISS ALU TAKE APART

SPECIFICATION



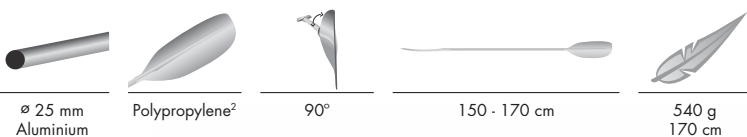
COLORS



860 KID PADDLE

Durable general purpose kayaking paddle for kids.

SPECIFICATION




COLORS



880 ECONOMIC PADDLE TAKE APART

Durable general purpose kayaking paddle.

SPECIFICATION



COLORS

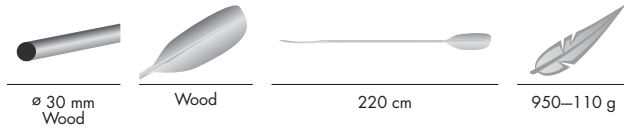


KAYAK PADDLES

BE=GRE=220=W GREENLAND WOODEN PADDLE

Greenland paddle design is based on the traditional Greenland paddle. It has rounded blade tips and a graceful transition from shaft to blades. Greenland has a good grip even when the paddle is wet and is easy on joints and decreases fatigue. Rolling with this paddle will be easier than you ever thought it could be.

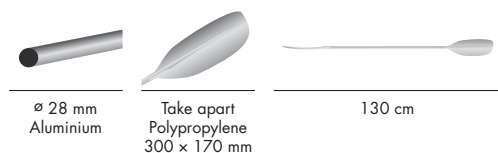
SPECIFICATION



OARS

72 130 ZA OAR FOR INFLATABLE BOAT

SPECIFICATION



∅ 28 mm
Aluminium

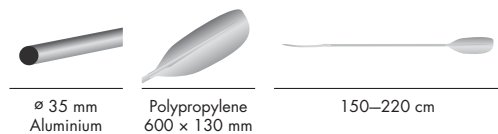
Take apart
Polypropylene
300 x 170 mm

130 cm



165/161 OAR

SPECIFICATION



∅ 35 mm
Aluminium

Polypropylene
600 x 130 mm

150–220 cm



162 JOINTED OAR

WITH COLLAR

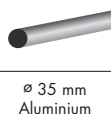
162 160	160 cm
162 180	180 cm
162 200	200 cm
162 220	220 cm



168/164 JOINTED OAR

WITHOUT COLLAR

168 130	130 cm
168 160	160 cm
168 180	180 cm
168 200	200 cm



∅ 35 mm
Aluminium



WITH COLLAR

164 160	160 cm
164 180	180 cm
164 200	200 cm
164 220	220 cm

OARS

151 WOODEN OAR NORTH PINE

LENGTHS

165 CM	225 CM
180 CM	240 CM
200 CM	270 CM
	300 CM



∅ 44 mm
Wooden shaft



Varnished wooden oar made of north pine.

152 WOODEN OAR

LENGTHS

	152 BLADE SIZE	151 BLADE SIZE
165 CM	58 × 12,5 cm	46,5 × 11 cm
180 CM	63 × 12,8 cm	46,5 × 11 cm
200 CM	63 × 12,8 cm	46,5 × 11 cm
225 CM	63 × 12,8 cm	46,5 × 11 cm
240 CM	63 × 12,8 cm	46,5 × 11 cm
270 CM	63 × 12,8 cm	59 × 11,5 cm
300 CM	63 × 12,8 cm	63 × 12 cm



∅ 42 mm
Wooden shaft



Varnished wooden oar made of north pine.

BOAT HOOK

181 ALU

Aluminium boat hook 120/160/180/210/240 cm
ø 28 mm



184 120 ECO

Telescopic boat hook 120 cm
ø 23,5-30 mm



281 881 TELESCOPIC

Economic boat hook 127/216 cm
ø 25 / 30 mm aluminium
Plastic hook



**281 883 STAINLESS STEEL
AUTOMATIC SNAP**

281 883 Stainless steel
automatic snap for hook
281884 and boathook
281881 ø10 mm



180 WOODEN

Wooden boat hook 120/180/220 cm
ø 28 mm wooden shaft



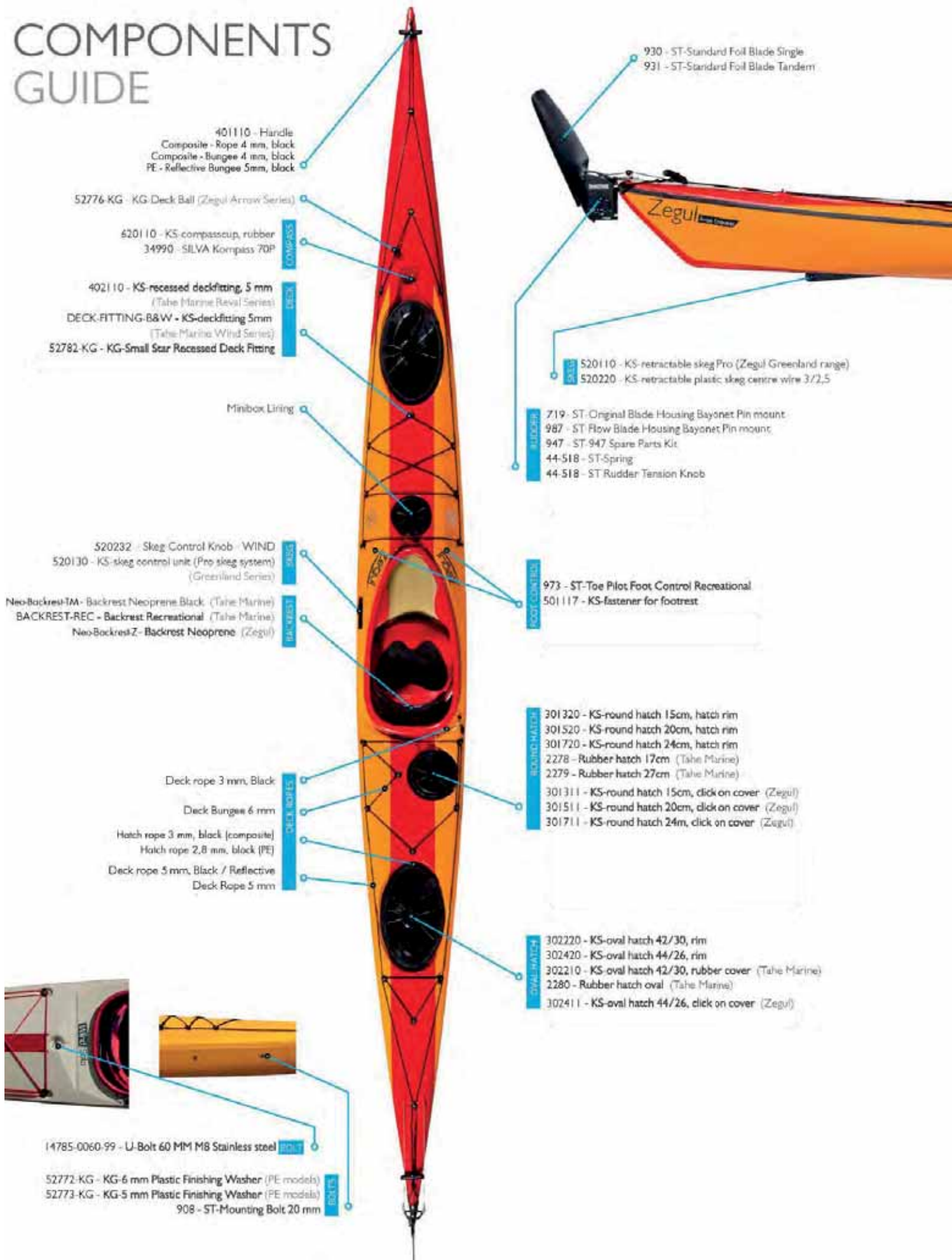
281 125 TELESCOPIC ECONOMY

Eco telescopic boat hook 125 / 220
ø 26-30 mm



BOAT HOOK

COMPONENTS GUIDE



40110 - Handle
Composite - Rope 4 mm, black
Composite - Bungee 4 mm, black
PE - Reflective Bungee 5mm, black

52776-KG - KG Deck Ball (Zegul Arrow Series)

620110 - KS compasscup, rubber
34990 - SILVA Kompass 70P

402110 - KS-recessed deckfitting, 5 mm
(Take Marine Reval Series)
DECK-FITTING-B&W - KS-deckfitting 5mm
(Take Marine Wind Series)

52782-KG - KG-Small Star Recessed Deck Fitting

Minibox Lining

520232 - Skeg Control Knob - WIND
520130 - KS-skeg control unit (Pro skeg system)
(Greenland Series)

Neo-Backrest-IM - Backrest Neoprene Black (Take Marine)
BACKREST-REC - Backrest Recreational (Take Marine)
Neo-Backrest-Z - Backrest Neoprene (Zegul)

Deck rope 3 mm, Black

Deck Bungee 6 mm

Hatch rope 3 mm, black (composite)
Hatch rope 2,8 mm, black (PE)

Deck rope 5 mm, Black / Reflective
Deck Rope 5 mm

930 - ST-Standard Foil Blade Single
931 - ST-Standard Foil Blade Tandem

520110 - KS-retractable skeg Pro (Zegul Greenland range)
520220 - KS-retractable plastic skeg, centre wire 3/2,5

719 - ST-Original Blade Housing Bayonet Pin mount
987 - ST-Flow Blade Housing Bayonet Pin mount
947 - ST-947 Spare Parts Kit
44-518 - ST-Spring
44-518 - ST-Rudder Tension Knob

973 - ST-Toe Pilot Foot Control Recreational
501117 - KS-fastener for footrest

301320 - KS-round hatch 15cm, hatch rim
301520 - KS-round hatch 20cm, hatch rim
301720 - KS-round hatch 24cm, hatch rim
2278 - Rubber hatch 17cm (Take Marine)
2279 - Rubber hatch 27cm (Take Marine)
301311 - KS-round hatch 15cm, click on cover (Zegul)
301511 - KS-round hatch 20cm, click on cover (Zegul)
301711 - KS-round hatch 24cm, click on cover (Zegul)

302220 - KS-oval hatch 42/30, rim
302420 - KS-oval hatch 44/26, rim
302210 - KS-oval hatch 42/30, rubber cover (Take Marine)
2280 - Rubber hatch oval (Take Marine)
302411 - KS-oval hatch 44/26, click on cover (Zegul)

14785-0060-99 - U-Bolt 60 MM M8 Stainless steel

52772-KG - KG-6 mm Plastic Finishing Washer (PE models)
52773-KG - KG-5 mm Plastic Finishing Washer (PE models)

908 - ST-Mounting Bolt 20 mm

Tahe Outdoors

TAHE MARINE

ZEGUL

EGALIS

ROBSON

ARTISTIC

DEALERS

ONLINE ORDERING

Tahe Outdoors Dealer online ordering site allows you to order products 24 hours a day, 7 days a week, with up-to-date product information, including all Tahe Outdoors brands and products.

FOR MORE INFORMATION PLEASE VISIT
WWW.TAHEOUTDOORS.COM

- Create a business account & order online
- Dealer Locator - List your store to be more visible to your customers
- 3 different languages - English, German and French
- Product catalogues and product specifications
- Build your own product by choosing different features, from colours to construction and extras.
- Download different materials - user manuals, photos, logos, PDF-catalogues etc.
- Upsell and cross-sell possibilities for additional buying customers. We always care about feedback of our testers. We always care about our customers, as reputation and trust are the most important keywords in watersport industry. Our mission is to change your lifestyle and we do utmost everything to reach this goal!

QUESTIONS?

Contact us: info@taheoutdoors.com or use our **ONLINE CUSTOMER SERVICE!**

WWW.TAHEOUTDOORS.COM

 **TAHEOUTDOORS**





Take Outdoors

Take Outdoors
**ADDICTED TO
WATERSPORT**

2019